

ANNEX I
SUMMARY OF PRODUCT CHARACTERISTICS

1. NAME OF THE MEDICINAL PRODUCT

Olumiant 1 mg film-coated tablets
Olumiant 2 mg film-coated tablets
Olumiant 4 mg film-coated tablets

2. QUALITATIVE AND QUANTITATIVE COMPOSITION

Olumiant 1 mg film-coated tablets

Each film-coated tablet contains 1 mg baricitinib.

Olumiant 2 mg film-coated tablets

Each film-coated tablet contains 2 mg baricitinib.

Olumiant 4 mg film-coated tablets

Each film-coated tablet contains 4 mg baricitinib.

For the full list of excipients, see section 6.1.

3. PHARMACEUTICAL FORM

Film-coated tablet (tablet)

Olumiant 1 mg film-coated tablets

Very light pink, 6.75 mm round tablets, debossed with “Lilly” on one side and “1” on the other.

Olumiant 2 mg film-coated tablets

Light pink, 9 x 7.5 mm oblong tablets, debossed with “Lilly” on one side and “2” on the other.

Olumiant 4 mg film-coated tablets

Medium pink, 8.5 mm round tablets, debossed with “Lilly” on one side and “4” on the other.

The tablets contain a recessed area on each side.

4. CLINICAL PARTICULARS

4.1 Therapeutic indications

Rheumatoid arthritis

Baricitinib is indicated for the treatment of moderate to severe active rheumatoid arthritis in adult patients who have responded inadequately to, or who are intolerant to one or more disease-modifying anti-rheumatic drugs (DMARDs). Baricitinib may be used as monotherapy or in combination with methotrexate (see sections 4.4, 4.5 and 5.1 for available data on different combinations).

Atopic dermatitis

Baricitinib is indicated for the treatment of moderate to severe atopic dermatitis in adult and paediatric patients 2 years of age and older who are candidates for systemic therapy.

Alopecia areata

Baricitinib is indicated for the treatment of severe alopecia areata in adult patients (see section 5.1).

Juvenile idiopathic arthritis

Baricitinib is indicated for the treatment of active juvenile idiopathic arthritis in patients 2 years of age and older who have had an inadequate response or intolerance to one or more prior conventional synthetic or biologic DMARDs:

- Polyarticular juvenile idiopathic arthritis (polyarticular rheumatoid factor positive [RF+] or negative [RF-], extended oligoarticular),
- Enthesitis-related arthritis, and
- Juvenile psoriatic arthritis.

Baricitinib may be used as monotherapy or in combination with methotrexate.

4.2 Posology and method of administration

Treatment should be initiated by physicians experienced in the diagnosis and treatment of the conditions for which this medicinal product is indicated.

Posology

Rheumatoid arthritis

The recommended dose of baricitinib is 4 mg once daily. A dose of 2 mg once daily is recommended for patients at higher risk of venous thromboembolism (VTE), major adverse cardiovascular events (MACE) and malignancy, for patients aged ≥ 65 years and for patients with a history of chronic or recurrent infections (see section 4.4). A dose of 4 mg once daily may be considered for patients who do not achieve adequate control of disease activity with 2 mg once daily dose. A dose of 2 mg once daily should be considered for patients who have achieved sustained control of disease activity with 4 mg once daily and are eligible for dose tapering (see section 5.1).

Atopic dermatitis

Adults

The recommended dose of baricitinib is 4 mg once daily. A dose of 2 mg once daily is recommended for patients at higher risk of VTE, MACE and malignancy, for patients aged ≥ 65 years and for patients with a history of chronic or recurrent infections (see section 4.4). A dose of 4 mg once daily may be considered for patients who do not achieve adequate control of disease activity with 2 mg once daily dose. A dose of 2 mg once daily should be considered for patients who have achieved sustained control of disease activity with 4 mg once daily and are eligible for dose tapering (see section 5.1).

Baricitinib can be used with or without topical corticosteroids. The efficacy of baricitinib can be enhanced when given with topical corticosteroids (see section 5.1). Topical calcineurin inhibitors may be used, but should be reserved for sensitive areas only, such as the face, neck, intertriginous and genital areas.

Consideration should be given to discontinuing treatment in patients who show no evidence of therapeutic benefit after 8 weeks of treatment.

Children and adolescents (2 years of age and older)

The recommended dose of baricitinib is 4 mg once daily for patients weighing 30 kg or more. For patients weighing 10 kg to less than 30 kg, the recommended dose is 2 mg once daily. A reduction to half the dose should be considered for patients who have achieved sustained control of disease activity with the recommended dose and are eligible for dose tapering.

Baricitinib can be used with or without topical corticosteroids. Topical calcineurin inhibitors may be used, but should be reserved for sensitive areas only, such as the face, neck, intertriginous and genital areas.

Consideration should be given to discontinuing treatment in patients who show no evidence of therapeutic benefit after 8 weeks of treatment.

Alopecia areata

The recommended dose of baricitinib is 4 mg once daily. A dose of 2 mg once daily is recommended for patients at higher risk of VTE, MACE and malignancy, for patients aged ≥ 65 years and for patients with a history of chronic or recurrent infections (see section 4.4). A dose of 4 mg once daily may be considered for patients who do not achieve adequate control of disease activity with 2 mg once daily dose. A dose of 2 mg once daily should be considered for patients who have achieved sustained control of disease activity with 4 mg once daily and are eligible for dose tapering (see section 5.1).

Once a stable response has been achieved, it is recommended to continue treatment for at least several months, in order to avoid relapse. The benefit-risk of treatment should be re-assessed at regular intervals on an individual basis.

Consideration should be given to discontinuing treatment in patients who show no evidence of therapeutic benefit after 36 weeks of treatment.

Juvenile idiopathic arthritis (from 2 to less than 18 years of age)

The recommended dose of baricitinib is 4 mg once daily for patients weighing 30 kg or more. For patients weighing 10 kg to less than 30 kg, the recommended dose is 2 mg once daily.

Consideration should be given to discontinuing treatment in patients who show no evidence of therapeutic benefit after 12 weeks of treatment.

Treatment initiation

Treatment should not be initiated in patients with an absolute lymphocyte count (ALC) less than 0.5×10^9 cells/L, an absolute neutrophil count (ANC) less than 1×10^9 cells/L, or who have a haemoglobin value less than 8 g/dL. Treatment may be initiated once values have improved above these limits (see section 4.4).

Dose reduction

In patients taking strong Organic Anion Transporter 3 (OAT3) inhibitors such as probenecid, or with creatinine clearance between 30 and 60 mL/min the recommended dose should be reduced by half for paediatric patients and the recommended dose is 2 mg for adult patients (see section 4.5).

Special populations

Renal impairment

The recommended dose is 2 mg once daily in adult patients with creatinine clearance between 30 and 60 mL/min. In paediatric patients with creatinine clearance between 30 and 60 mL/min, the

recommended dose of baricitinib should be reduced by half. Baricitinib is not recommended for use in patients with creatinine clearance < 30 mL/min (see section 5.2).

Hepatic impairment

No dose adjustment is required in patients with mild or moderate hepatic impairment. Baricitinib is not recommended for use in patients with severe hepatic impairment (see section 5.2).

Elderly

Clinical experience in patients aged ≥ 75 years is very limited.

Paediatric population (less than 2 years)

The safety and efficacy of baricitinib in children less than 2 years have not yet been established. No data are available. See section 4.2 above for information on posology in children aged 2 years and older.

The safety and efficacy of baricitinib in children less than 18 years of age with alopecia areata have not yet been established. No data are available.

Method of administration

Oral use.

Baricitinib is to be taken once daily with or without food and may be taken at any time of the day.

Alternative administration for children

For paediatric patients who are unable to swallow whole tablets, it may be considered to disperse the tablets in water. Only water should be used to disperse the tablet. Only the number of tablets needed for the dose should be dispersed.

If for any reason the entire suspension is not administered, do not disperse and administer another tablet but wait until the next scheduled dose.

For instructions on dispersion of the medicinal product before administration, see section 6.6.

4.3 Contraindications

Hypersensitivity to the active substance or to any of the excipients listed in section 6.1.

Pregnancy (see section 4.6).

4.4 Special warnings and precautions for use

Baricitinib should only be used if no suitable treatment alternatives are available in patients:

- 65 years of age and older;
- patients with history of atherosclerotic cardiovascular disease or other cardiovascular risk factors (such as current or past long-time smokers);
- patients with malignancy risk factors (e.g. current malignancy or history of malignancy)

Use of JAK inhibitors in patients 65 years of age and older

Considering the increased risk of MACE, malignancies, serious infections, and all-cause mortality in patients 65 years of age and older, as observed in a large randomised study of tofacitinib (another

JAK inhibitor), baricitinib should only be used in these patients if no suitable treatment alternatives are available.

Infections

Serious and sometimes fatal infections have been reported in patients receiving other JAK inhibitors.

Baricitinib is associated with an increased rate of infections such as upper respiratory tract infections compared to placebo (see section 4.8). In rheumatoid arthritis clinical studies, combination with methotrexate resulted in increased frequency of infections compared to baricitinib monotherapy.

The risks and benefits of treatment should be carefully considered prior to initiating baricitinib in patients with active, chronic or recurrent infections (see section 4.2). If an infection develops, the patient should be monitored carefully and therapy should be temporarily interrupted if the patient is not responding to standard therapy. Treatment should not be resumed until the infection resolves.

As there is a higher incidence of infections in the elderly and in the diabetic populations in general, caution should be used when treating the elderly and patients with diabetes. In patients over 65 years of age, baricitinib should only be used if no suitable treatment alternatives are available.

Tuberculosis

Patients should be screened for tuberculosis (TB) before starting therapy. Baricitinib should not be given to patients with active TB. Anti-TB therapy should be considered prior to initiation of treatment in patients with previously untreated latent TB.

Haematological abnormalities

Absolute Neutrophil Count (ANC) $< 1 \times 10^9$ cells/L, Absolute Lymphocyte Count (ALC) $< 0.5 \times 10^9$ cells/L, and haemoglobin < 8 g/dL were reported in clinical trials.

Treatment should not be initiated, or should be temporarily interrupted, in patients with an ANC $< 1 \times 10^9$ cells/L, ALC $< 0.5 \times 10^9$ cells/L or haemoglobin < 8 g/dL observed during routine patient management (see section 4.2).

The risk of lymphocytosis is increased in elderly patients with rheumatoid arthritis. Rare cases of lymphoproliferative disorders have been reported.

Viral reactivation

Viral reactivation, including cases of herpes virus reactivation (e.g., herpes zoster, herpes simplex), were reported in clinical studies (see section 4.8). In rheumatoid arthritis clinical studies, herpes zoster was reported more commonly in patients ≥ 65 years of age who had previously been treated with both biologic and synthetic conventional DMARDs. If a patient develops herpes zoster, treatment should be temporarily interrupted until the episode resolves.

Screening for viral hepatitis should be performed in accordance with clinical guidelines before starting therapy with baricitinib. Patients with evidence of active hepatitis B or C infection were excluded from clinical trials. Patients, who were positive for hepatitis C antibody but negative for hepatitis C virus RNA, were allowed to participate. Patients with hepatitis B surface antibody and hepatitis B core antibody, without hepatitis B surface antigen, were also allowed to participate; such patients should be monitored for expression of hepatitis B virus (HBV) DNA. If HBV DNA is detected, a liver specialist should be consulted to determine if treatment interruption is warranted.

Vaccination

No data are available on the response to vaccination with live vaccines in patients receiving baricitinib. Use with live, attenuated vaccines during or immediately prior to baricitinib therapy is not

recommended. Prior to initiating treatment, it is recommended that all patients, and particularly paediatric patients, be brought up to date with all immunisations in agreement with current immunisation guidelines.

Lipids

Dose dependent increases in blood lipid parameters were reported in paediatric and adult patients treated with baricitinib (see section 4.8). Elevations in low density lipoprotein (LDL) cholesterol decreased to pre-treatment levels in response to statin therapy in adults. In both paediatric and adult patients, lipid parameters should be assessed approximately 12 weeks following initiation of therapy and thereafter patients should be managed according to international clinical guidelines for hyperlipidaemia.

Hepatic transaminase elevations

Dose dependent increases in blood alanine transaminase (ALT) and aspartate transaminase (AST) activity were reported in patients treated with baricitinib (see section 4.8).

Increases in ALT and AST to ≥ 5 and ≥ 10 x upper limit of normal (ULN) were reported in clinical trials. In rheumatoid arthritis clinical studies, combination with methotrexate resulted in increased frequency of hepatic transaminase elevations compared with baricitinib monotherapy (see section 4.8).

If increases in ALT or AST are observed during routine patient management and drug-induced liver injury is suspected, treatment should be temporarily interrupted until this diagnosis is excluded.

Malignancy

Immunomodulatory medicinal products may increase the risk of malignancies including lymphoma. Lymphoma and other malignancies have been reported in patients receiving JAK inhibitors, including baricitinib.

In a large randomized active-controlled study of tofacitinib (another JAK inhibitor) in rheumatoid arthritis patients 50 years and older with at least one additional cardiovascular risk factor, a higher rate of malignancies, particularly lung cancer, lymphoma and non-melanoma skin cancer (NMSC) was observed with tofacitinib compared to TNF inhibitors.

In patients over 65 years of age, patients who are current or past long-time smokers, or with other malignancy risk factors (e.g. current malignancy or history of malignancy) baricitinib should only be used if no suitable treatment alternatives are available.

Periodic skin examination is recommended for all patients, particularly those with risk factors for skin cancer.

Venous thromboembolism

In a retrospective observational study of baricitinib in rheumatoid arthritis patients, a higher rate of venous thromboembolic events (VTE) was observed compared to patients treated with TNF inhibitors (see section 4.8).

In a large randomized active-controlled study of tofacitinib (another JAK inhibitor) in rheumatoid arthritis patients 50 years and older with at least one additional cardiovascular risk factor, a dose dependent higher rate of VTE including deep venous thrombosis (DVT) and pulmonary embolism (PE) was observed with tofacitinib compared to TNF inhibitors.

In patients with cardiovascular or malignancy risk factors (see also section 4.4 “Major adverse cardiovascular events (MACE)” and “Malignancy”) baricitinib should only be used if no suitable treatment alternatives are available.

In patients with known VTE risk factors other than cardiovascular or malignancy risk factors, baricitinib should be used with caution. VTE risk factors other than cardiovascular or malignancy risk factors include previous VTE, patients undergoing major surgery, immobilisation, use of combined hormonal contraceptives or hormone replacement therapy, and inherited coagulation disorder.

Patients should be re-evaluated periodically during baricitinib treatment to assess for changes in VTE risk.

Promptly evaluate patients with signs and symptoms of VTE and discontinue baricitinib in patients with suspected VTE, regardless of dose or indication.

Major adverse cardiovascular events (MACE)

In a retrospective observational study of baricitinib in rheumatoid arthritis patients, a higher rate of MACE was observed compared to patients treated with TNF inhibitors.

In a large randomized active-controlled study of tofacitinib (another JAK inhibitor) in rheumatoid arthritis patients 50 years and older with at least one additional cardiovascular risk factor, a higher rate of major adverse cardiovascular events (MACE), defined as cardiovascular death, non-fatal myocardial infarction (MI) and non-fatal stroke, was observed with tofacitinib (another JAK inhibitor) compared with TNF inhibitors.

Therefore, in patients over 65 years of age, patients who are current or past long-time smokers, and patients with history of atherosclerotic cardiovascular disease or other cardiovascular risk factors, baricitinib should only be used if no suitable treatment alternatives are available.

Laboratory monitoring

Table 1. Laboratory measures and monitoring guidance

Laboratory measure	Action	Monitoring guidance
Lipid parameters	Patients should be managed according to international clinical guidelines for hyperlipidaemia	12 weeks after initiation of treatment and thereafter according to international clinical guidelines for hyperlipidaemia
Absolute Neutrophil Count (ANC)	Treatment should be interrupted if $ANC < 1 \times 10^9$ cells/L and may be restarted once ANC return above this value	Before treatment initiation and thereafter according to routine patient management
Absolute Lymphocyte Count (ALC)	Treatment should be interrupted if $ALC < 0.5 \times 10^9$ cells/L and may be restarted once ALC return above this value	
Haemoglobin (Hb)	Treatment should be interrupted if $Hb < 8$ g/dL and may be restarted once Hb return above this value	
Hepatic transaminases	Treatment should be temporarily interrupted if drug-induced liver injury is suspected	

Immunosuppressive medicinal products

Combination with biological DMARDs, biological immunomodulators or other Janus kinase (JAK) inhibitors is not recommended, as a risk of additive immunosuppression cannot be excluded.

In rheumatoid arthritis and juvenile idiopathic arthritis, data concerning use of baricitinib with potent immunosuppressive medicinal products other than methotrexate (e.g., azathioprine, tacrolimus, ciclosporin) are limited. Caution should be exercised when using such combinations (see section 4.5).

In atopic dermatitis and alopecia areata, combination with ciclosporin or other potent immunosuppressants has not been studied and is not recommended (see section 4.5).

Hypersensitivity

In post-marketing experience, cases of hypersensitivity associated with baricitinib administration have been reported. If any serious allergic or anaphylactic reaction occurs, treatment should be discontinued immediately.

Diverticulitis

Cases of diverticulitis and gastrointestinal perforation have been reported in clinical trials and from postmarketing sources (see section 4.8). Baricitinib should be used with caution in patients with diverticular disease and especially in patients chronically treated with concomitant medicinal products associated with an increased risk of diverticulitis: nonsteroidal anti-inflammatory drugs, corticosteroids, and opioids. Patients presenting with new onset abdominal signs and symptoms should be evaluated promptly for early identification of diverticulitis or gastrointestinal perforation.

Excipients

This medicinal product contains less than 1 mmol sodium (23 mg) per tablet, that is to say essentially “sodium-free”.

4.5 Interaction with other medicinal products and other forms of interaction

Pharmacodynamic interactions

Immunosuppressive medicinal products

Combination with biological DMARDs, biological immunomodulators or other JAK inhibitors has not been studied. In rheumatoid arthritis and juvenile idiopathic arthritis, use of baricitinib with potent immunosuppressive medicinal products such as azathioprine, tacrolimus, or ciclosporin was limited in clinical studies, and a risk of additive immunosuppression cannot be excluded. In atopic dermatitis and alopecia areata, combination with ciclosporin or other potent immunosuppressants has not been studied and is not recommended (see section 4.4).

Potential for other medicinal products to affect the pharmacokinetics of baricitinib

Transporters

In vitro, baricitinib is a substrate for organic anionic transporter (OAT)3, P-glycoprotein (Pgp), breast cancer resistance protein (BCRP) and multidrug and toxic extrusion protein (MATE)2-K. In a clinical pharmacology study, dosing of probenecid (an OAT3 inhibitor with strong inhibition potential) resulted in approximately a 2-fold increase in $AUC_{(0-\infty)}$ with no change in t_{max} or C_{max} of baricitinib. Consequently, in patients taking OAT3 inhibitors with a strong inhibition potential, such as probenecid, the recommended dose of baricitinib should be reduced by half (see section 4.2). No clinical pharmacology study has been conducted with OAT3 inhibitors with less inhibition potential. The prodrug leflunomide rapidly converts to teriflunomide which is a weak OAT3 inhibitor and therefore may lead to an increase in baricitinib exposure. Since dedicated interaction studies have not been conducted, caution should be used when leflunomide or teriflunomide are given concomitantly

with baricitinib. Concomitant use of the OAT3 inhibitors ibuprofen and diclofenac may lead to increased exposure of baricitinib, however their inhibition potential of OAT3 is less compared to probenecid and thus a clinically relevant interaction is not expected. Coadministration of baricitinib with ciclosporin (Pgp/BCRP inhibitor) or methotrexate (substrate of several transporters including OATP1B1, OAT1, OAT3, BCRP, MRP2, MRP3, and MRP4) resulted in no clinically meaningful effects on baricitinib exposure.

Cytochrome P450 enzymes

In vitro, baricitinib is a cytochrome P450 enzyme (CYP)3A4 substrate although less than 10 % of the dose is metabolised via oxidation. In clinical pharmacology studies, coadministration of baricitinib with ketoconazole (strong CYP3A inhibitor) resulted in no clinically meaningful effect on the PK of baricitinib. Coadministration of baricitinib with fluconazole (moderate CYP3A/CYP2C19/CYP2C9 inhibitor) or rifampicin (strong CYP3A inducer) resulted in no clinically meaningful changes to baricitinib exposure.

Gastric pH modifying agents

Elevating gastric pH with omeprazole had no clinically significant effect on baricitinib exposure.

Potential for baricitinib to affect the pharmacokinetics of other medicinal products

Transporters

In vitro, baricitinib is not an inhibitor of OAT1, OAT2, OAT3, organic cationic transporter (OCT) 2, OATP1B1, OATP1B3, BCRP, MATE1 and MATE2-K at clinically relevant concentrations.

Baricitinib may be a clinically relevant inhibitor of OCT1, however there are currently no known selective OCT1 substrates for which clinically significant interactions might be predicted. In clinical pharmacology studies there were no clinically meaningful effects on exposure when baricitinib was coadministered with digoxin (Pgp substrate) or methotrexate (substrate of several transporters).

Cytochrome P450 enzymes

In clinical pharmacology studies, coadministration of baricitinib with the CYP3A substrates simvastatin, ethinyl oestradiol, or levonorgestrel resulted in no clinically meaningful changes in the PK of these medicinal products.

4.6 Fertility, pregnancy and lactation

Pregnancy

The JAK/STAT pathway has been shown to be involved in cell adhesion and cell polarity which can affect early embryonic development. There are no adequate data from the use of baricitinib in pregnant women. Studies in animals have shown reproductive toxicity (see section 5.3). Baricitinib was teratogenic in rats and rabbits. Animal studies indicate that baricitinib may have an adverse effect on bone development *in utero* at higher doses.

Baricitinib is contraindicated during pregnancy (see section 4.3). Women of childbearing potential have to use effective contraception during and for at least 1 week after treatment. If a patient becomes pregnant while taking baricitinib the parents should be informed of the potential risk to the foetus.

Breast-feeding

It is unknown whether baricitinib/metabolites are excreted in human milk. Available pharmacodynamic/toxicological data in animals have shown excretion of baricitinib in milk (see section 5.3).

A risk to newborns/infants cannot be excluded and baricitinib should not be used during breast-feeding. A decision must be made whether to discontinue breast-feeding or to discontinue therapy taking into account the benefit of breast-feeding for the child and the benefit of therapy for the woman.

Fertility

Studies in animals suggest that treatment with baricitinib has the potential to decrease female fertility while on treatment, but there was no effect on male spermatogenesis (see section 5.3).

4.7 Effects on ability to drive and use machines

Baricitinib has no or negligible influence on the ability to drive and use machines.

4.8 Undesirable effects

Summary of the safety profile

The most commonly reported adverse reactions with baricitinib are increased LDL cholesterol (26.0 %), upper respiratory tract infections (16.9 %), headache (5.2 %), herpes simplex (3.2 %), and urinary tract infections (2.9 %). Serious pneumonia and serious herpes zoster occurred uncommonly in patients with rheumatoid arthritis.

Tabulated list of adverse reactions

Frequency estimate: Very common ($\geq 1/10$), common ($\geq 1/100$ to $< 1/10$), uncommon ($\geq 1/1\ 000$ to $< 1/100$), rare ($\geq 1/10\ 000$ to $< 1/1\ 000$), very rare ($< 1/10\ 000$). The frequencies in Table 2 are based on integrated data from clinical trials in adults and/or postmarketing setting across rheumatoid arthritis, atopic dermatitis, and alopecia areata indications unless stated otherwise; where notable

differences in frequency between indications are observed, these are presented in the footnotes below the table.

Table 2. Adverse reactions

System organ class	Very common	Common	Uncommon
Infections and infestations	Upper respiratory tract infections	Herpes zoster ^b Herpes simplex Gastroenteritis Urinary tract infections Pneumonia ^d Folliculitis ^g	
Blood and lymphatic system disorders		Thrombocytosis > 600 x 10 ⁹ cells/L ^{a, d}	Neutropaenia < 1 x 10 ⁹ cells/L ^a
Immune system disorders			Swelling of the face, Urticaria
Metabolism and nutrition disorders	Hypercholesterolaemia ^a		Hypertriglyceridaemia ^a
Nervous system disorders		Headache	
Vascular disorders			Deep vein thrombosis ^b
Respiratory, thoracic, mediastinal disorders			Pulmonary embolism ^f
Gastrointestinal disorders		Nausea ^d Abdominal pain ^d	Diverticulitis
Hepatobiliary disorders		ALT increased ≥ 3 x ULN ^{a, d}	AST increased ≥ 3 x ULN ^{a, e}
Skin and subcutaneous tissue disorders		Rash Acne ^c	
Investigations		Creatine phosphokinase increased > 5 x ULN ^{a, c}	Weight increased

^a Includes changes detected during laboratory monitoring (see text below).

^b Frequency for herpes zoster and deep vein thrombosis is based on rheumatoid arthritis clinical trials.

^c In rheumatoid arthritis clinical trials, the frequency of acne and creatine phosphokinase increased > 5 x ULN was uncommon.

^d In atopic dermatitis clinical trials, the frequency of nausea, and ALT ≥ 3 x ULN was uncommon. In alopecia areata clinical trials, the frequency of abdominal pain was uncommon. In atopic dermatitis and alopecia areata clinical trials, the frequency of pneumonia and thrombocytosis > 600 x 10⁹ cells/L was uncommon.

^e In alopecia areata clinical trials, the frequency of AST ≥ 3 x ULN was common.

^f Frequency for pulmonary embolism is based on rheumatoid arthritis and atopic dermatitis clinical trials.

^g Folliculitis was observed in alopecia areata clinical trials. It was usually localized in the scalp region associated with hair regrowth.

Description of selected adverse reactions

Gastrointestinal disorders

In rheumatoid arthritis clinical studies, in treatment-naïve patients, through 52 weeks, the frequency of nausea was greater for the combination treatment of methotrexate and baricitinib (9.3 %) compared to methotrexate alone (6.2 %) or baricitinib alone (4.4 %). In the integrated data from rheumatoid arthritis, atopic dermatitis and alopecia areata clinical trials, nausea was most frequent during the first 2 weeks of treatment.

Cases of abdominal pain were usually mild, transient, not associated with infectious or inflammatory gastrointestinal disorders, and did not lead to treatment interruption.

Infections

In the integrated data from rheumatoid arthritis, atopic dermatitis and alopecia areata clinical trials, most infections were mild to moderate in severity. In studies which included both doses, infections were reported in 31.0 %, 25.7 % and 26.7 % of patients in the 4 mg, 2 mg and placebo groups, respectively. In rheumatoid arthritis clinical studies, combination with methotrexate resulted in increased frequency of infections compared to baricitinib monotherapy. Frequency of herpes zoster was common in rheumatoid arthritis, very rare in atopic dermatitis and uncommon in alopecia areata. In atopic dermatitis clinical trials, there were less skin infections requiring antibiotic treatment with baricitinib than with placebo.

The incidence of serious infections with baricitinib was similar to placebo. The incidence of serious infections remained stable during long term exposure. The overall incidence rate of serious infections in the clinical trial programme was 3.2 per 100 patient-years in rheumatoid arthritis, 2.1 in atopic dermatitis and 0.8 in alopecia areata. Serious pneumonia and serious herpes zoster occurred uncommonly in patients with rheumatoid arthritis.

Hepatic transaminase elevations

Dose dependent increases in blood ALT and AST activity were reported in studies extended over week 16. Elevations in mean ALT/AST remained stable over time. Most cases of hepatic transaminase elevations ≥ 3 x ULN were asymptomatic and transient.

In patients with rheumatoid arthritis, the combination of baricitinib with potentially hepatotoxic medicinal products, such as methotrexate, resulted in increased frequency of these elevations.

Lipid elevations

In the integrated data from rheumatoid arthritis, atopic dermatitis and alopecia areata clinical trials, baricitinib treatment was associated with dose-dependent increases in lipid parameters including total cholesterol, LDL cholesterol, and high density lipoprotein (HDL) cholesterol. There was no change in the LDL/HDL ratio. Elevations were observed at 12 weeks and remained stable thereafter at a higher value than baseline including in the long-term extension study in rheumatoid arthritis. Mean total and LDL cholesterol increased through week 52 in patients with atopic dermatitis and alopecia areata. In rheumatoid arthritis clinical trials, baricitinib treatment was associated with dose-dependent increases in triglycerides. There was no increase in triglycerides levels in atopic dermatitis and alopecia areata clinical trials.

Elevations in LDL cholesterol decreased to pre-treatment levels in response to statin therapy.

Creatine phosphokinase (CPK)

Baricitinib treatment was associated with dose-dependent increases in CPK. Mean CPK was increased at week 4 and remained at a higher value than baseline thereafter. Across indications, most cases of CPK elevations > 5 x ULN were transient and did not require treatment discontinuation.

In clinical trials, there were no confirmed cases of rhabdomyolysis.

Neutropaenia

Mean neutrophil counts decreased at 4 weeks and remained stable at a lower value than baseline over time. There was no clear relationship between neutropaenia and the occurrence of serious infections. However, in clinical studies, treatment was interrupted in response to ANC < 1 x 10⁹ cells/L.

Thrombocytosis

Dose-dependent increases in mean platelet counts were observed and remained stable at a higher value than baseline over time.

Paediatric population

Juvenile idiopathic arthritis

A total of 220 patients from 2 to less than 18 years of age were exposed to any dose of baricitinib in the juvenile idiopathic arthritis clinical trial programme, representing 326 patient years' exposure.

In paediatric patients treated with baricitinib in the placebo-controlled double-blind randomised withdrawal period of the juvenile idiopathic arthritis clinical trial (n=82), headache was very common (11 %), neutropenia < 1 000 cells/mm³ was common (2.4 %, one patient) and pulmonary embolism was common (1.2 %, one patient).

Paediatric atopic dermatitis

The safety assessment in children and adolescents is based on the safety data of the phase III trial BREEZE-AD-PEDS in which 466 patients between 2 and 18 years of age received any dose of baricitinib. Overall, the safety profile in these patients was comparable to that observed in the adult population. Neutropaenia (< 1 x 10⁹ cells/L) was more common (1.7%) compared to adults.

Reporting of suspected adverse reactions

Reporting suspected adverse reactions after authorisation of the medicinal product is important. It allows continued monitoring of the benefit/risk balance of the medicinal product. Healthcare professionals are asked to report any suspected adverse reactions via the national reporting system listed in [Appendix V](#).

4.9 Overdose

Single doses up to 40 mg and multiple doses of up to 20 mg daily for 10 days have been administered to adult patients in clinical trials without dose-limiting toxicity. No specific toxicities were identified. Pharmacokinetic data of a single dose of 40 mg in healthy volunteers indicate that more than 90 % of the administered dose is expected to be eliminated within 24 hours. In case of an overdose, it is recommended that the patient be monitored for signs and symptoms of adverse reactions. Patients who develop adverse reactions should receive appropriate treatment.

5. PHARMACOLOGICAL PROPERTIES

5.1 Pharmacodynamic properties

Pharmacotherapeutic group: Immunosuppressants, selective immunosuppressants, ATC code: L04AA37

Mechanism of action

Baricitinib is a selective and reversible inhibitor of Janus kinase (JAK)1 and JAK2. In isolated enzyme assays, baricitinib inhibited the activities of JAK1, JAK2, Tyrosine Kinase 2 and JAK3 with IC₅₀ values of 5.9, 5.7, 53 and > 400 nM, respectively.

Janus kinases (JAKs) are enzymes that transduce intracellular signals from cell surface receptors for a number of cytokines and growth factors involved in haematopoiesis, inflammation and immune function. Within the intracellular signalling pathway, JAKs phosphorylate and activate signal transducers and activators of transcription (STATs), which activate gene expression within the cell. Baricitinib modulates these signalling pathways by partially inhibiting JAK1 and JAK2 enzymatic activity, thereby reducing the phosphorylation and activation of STATs.

Pharmacodynamic effects

Inhibition of IL-6 induced STAT3 phosphorylation

Administration of baricitinib resulted in a dose dependent inhibition of IL-6 induced STAT3 phosphorylation in whole blood from healthy subjects with maximal inhibition observed 2 hours after dosing which returned to near baseline by 24 hours.

Immunoglobulins

Mean serum IgG, IgM, and IgA values decreased by 12 weeks after starting treatment, and remained stable at a lower value than baseline through at least 104 weeks. For most patients, changes in immunoglobulins occurred within the normal reference range.

Lymphocytes

Mean absolute lymphocyte count increased by 1 week after starting treatment, returned to baseline by week 24, and then remained stable through at least 104 weeks. For most patients, changes in lymphocyte count occurred within the normal reference range.

C-reactive protein

In patients with rheumatoid arthritis, decreases in serum C-reactive protein (CRP) were observed as early as 1 week after starting treatment and were maintained throughout dosing.

Creatinine

In clinical trials, baricitinib induced a mean increase in serum creatinine levels of 3.8 µmol/L after two weeks of treatment, which remained stable thereafter. This may be due to inhibition of creatinine secretion by baricitinib in the renal tubules. Consequently, estimates of the glomerular filtration rate based on serum creatinine may be slightly reduced, without actual loss of renal function or the occurrence of renal adverse reactions. In alopecia areata, mean serum creatinine continued to increase up to week 52. In atopic dermatitis and alopecia areata, baricitinib was associated with a decrease in cystatin C (also used to estimate glomerular filtration rate) at week 4, with no further decreases thereafter.

In vitro skin models

In an *in vitro* human skin model treated with pro-inflammatory cytokines (i.e., IL-4, IL-13, IL-31), baricitinib reduced epidermal keratinocyte pSTAT3 expression, and increased the expression of filaggrin, a protein that plays a role in skin barrier function and in the pathogenesis of atopic dermatitis.

Vaccine study

The influence of baricitinib on the humoral response to non-live vaccines was evaluated in 106 rheumatoid arthritis patients under stable treatment with baricitinib 2 or 4 mg, receiving inactivated pneumococcal or tetanus vaccination. The majority of these patients (n = 94) were co-treated with methotrexate. For the total population, pneumococcal vaccination resulted in a satisfactory IgG immune response in 68 % (95 % CI: 58.4 %, 76.2 %) of the patients. In 43.1 % (95 % CI: 34 %, 52.8 %) of the patients, a satisfactory IgG immune response to tetanus vaccination was achieved.

Clinical efficacy

Rheumatoid arthritis

The efficacy and safety of baricitinib once daily were assessed in 4 Phase III randomised, double-blind, multicentre studies in adult patients with moderate to severe active rheumatoid arthritis diagnosed according to the ACR/EULAR 2010 criteria (Table 3). The presence of at least 6 tender and 6 swollen joints was required at baseline. All patients who completed these studies were eligible to enrol in a long term extension study for up to 7 years additional treatment.

Table 3. Clinical trial summary

Study name (Duration)	Population (Number)	Treatment arms	Summary of key outcome measures
RA-BEGIN (52 weeks)	MTX-naïve ¹ (584)	<ul style="list-style-type: none">• Baricitinib 4 mg QD• Baricitinib 4 mg QD + MTX• MTX	<ul style="list-style-type: none">• Primary endpoint: ACR20 at week 24• Physical function (HAQ-DI)• Radiographic progression (mTSS)• Low disease activity and Remission (SDAI)
RA-BEAM (52 weeks)	MTX-IR ² (1305)	<ul style="list-style-type: none">• Baricitinib 4 mg QD• Adalimumab 40 mg SC Q2W• Placebo <p>All patients on background MTX</p>	<ul style="list-style-type: none">• Primary endpoint: ACR20 at week 12• Physical function (HAQ-DI)• Radiographic progression (mTSS)• Low disease activity and Remission (SDAI)• Morning Joint Stiffness
RA-BUILD (24 weeks)	cDMARD-IR ³ (684)	<ul style="list-style-type: none">• Baricitinib 4 mg QD• Baricitinib 2 mg QD• Placebo <p>On background cDMARDs⁵ if on stable cDMARD at study entry</p>	<ul style="list-style-type: none">• Primary endpoint: ACR20 at week 12• Physical function (HAQ-DI)• Low disease activity and remission (SDAI)• Radiographic progression (mTSS)• Morning Joint Stiffness
RA-BEACON (24 weeks)	TNF-IR ⁴ (527)	<ul style="list-style-type: none">• Baricitinib 4 mg QD• Baricitinib 2 mg QD• Placebo <p>On background cDMARDs⁵</p>	<ul style="list-style-type: none">• Primary endpoint: ACR20 at week 12• Physical function (HAQ-DI)• Low disease activity and Remission (SDAI)

Abbreviations: QD = Once daily; Q2W = Once every 2 weeks; SC = Subcutaneously; ACR = American College of Rheumatology; SDAI = Simplified Disease Activity Index; HAQ-DI = Health Assessment Questionnaire-Disability Index; mTSS = modified Total Sharp Score

¹ Patients who had received less than 3 doses of Methotrexate (MTX); naïve to other conventional or biologic DMARDs

² Patients who had an inadequate response to MTX (+/- other cDMARDs); biologic-naïve

³ Patients who had an inadequate response or were intolerant to ≥ 1 cDMARDs; biologic-naïve

⁴ Patients who had an inadequate response or were intolerant to ≥ 1 bDMARDs; including at least one TNF inhibitor

⁵ Most common concomitant cDMARDs included MTX, hydroxychloroquine, leflunomide and sulfasalazine

Clinical response

In all studies, patients treated with baricitinib 4 mg once daily had statistically significantly higher ACR20, ACR50 and ACR70 response at 12 weeks compared to placebo, MTX or adalimumab (Table 4). Time to onset of efficacy was rapid across measures with significantly greater responses seen as early as week 1. Continued, durable response rates were observed, with ACR20/50/70 responses maintained for at least 2 years including the long-term extension study.

Treatment with baricitinib 4 mg, alone or in combination with cDMARDs, resulted in significant improvements in all individual ACR components, including tender and swollen joint counts, patient

and physician global assessments, HAQ-DI, pain assessment and CRP, compared to placebo, MTX or adalimumab.

No relevant differences regarding efficacy and safety were observed in subgroups defined by types of concomitant DMARDs used in combination with baricitinib.

Remission and low disease activity

A statistically significantly greater proportion of patients treated with baricitinib 4 mg compared to placebo or MTX achieved remission ($SDAI \leq 3.3$ and $CDAI \leq 2.8$) or low disease activity or remission ($DAS28\text{-ESR}$ or $DAS28\text{-hsCRP} \leq 3.2$ and $DAS28\text{-ESR}$ or $DAS28\text{-hsCRP} < 2.6$), at weeks 12 and 24 (Table 4).

Greater rates of remission compared to placebo were observed as early as week 4. Remission and low disease activity rates were maintained for at least 2 years. Data from the long-term extension study up to 6 years follow-up indicate durable low disease activity/remission rates.

Table 4: Response, remission and physical function

Study	RA-BEGIN MTX-naïve patients			RA-BEAM MTX-IR patients			RA-BUILD cDMARD-IR patients			RA-BEACON TNF-IR patients		
	MTX	BARI 4 mg	BARI 4 mg + MTX	PBO	BARI 4 mg	ADA 40 mg Q2W	PBO	BARI 2 mg	BARI 4 mg	PBO	BARI 2 mg	BARI 4 mg
N	210	159	215	488	487	330	228	229	227	176	174	177
ACR20:												
Week 12	59 %	79 % ^{***}	77 % ^{***}	40 %	70 % ^{***†}	61 % ^{***}	39 %	66 % ^{***}	62 % ^{***}	27 %	49 % ^{***}	55 % ^{***}
Week 24	62 %	77 % ^{**}	78 % ^{***}	37 %	74 % ^{***†}	66 % ^{***}	42 %	61 % ^{***}	65 % ^{***}	27 %	45 % ^{***}	46 % ^{***}
Week 52	56 %	73 % ^{***}	73 % ^{***}		71 % ^{††}	62 %						
ACR50:												
Week 12	33 %	55 % ^{***}	60 % ^{***}	17 %	45 % ^{***†}	35 % ^{***}	13 %	33 % ^{***}	34 % ^{***}	8 %	20 % ^{**}	28 % ^{***}
Week 24	43 %	60 % ^{**}	63 % ^{***}	19 %	51 % ^{***}	45 % ^{***}	21 %	41 % ^{***}	44 % ^{***}	13 %	23 % [*]	29 % ^{***}
Week 52	38 %	57 % ^{***}	62 % ^{***}		56 % [†]	47 %						
ACR70:												
Week 12	16 %	31 % ^{***}	34 % ^{***}	5 %	19 % ^{***†}	13 % ^{***}	3 %	18 % ^{***}	18 % ^{***}	2 %	13 % ^{***}	11 % ^{**}
Week 24	21 %	42 % ^{***}	40 % ^{***}	8 %	30 % ^{***†}	22 % ^{***}	8 %	25 % ^{***}	24 % ^{***}	3 %	13 % ^{***}	17 % ^{***}
Week 52	25 %	42 % ^{***}	46 % ^{***}		37 %	31 %						
DAS28-hsCRP ≤ 3.2:												
Week 12	30 %	47 % ^{***}	56 % ^{***}	14 %	44 % ^{***†}	35 % ^{***}	17 %	36 % ^{***}	39 % ^{***}	9 %	24 % ^{***}	32 % ^{***}
Week 24	38 %	57 % ^{***}	60 % ^{***}	19 %	52 % ^{***}	48 % ^{***}	24 %	46 % ^{***}	52 % ^{***}	11 %	20 % [*]	33 % ^{***}
Week 52	38 %	57 % ^{***}	63 % ^{***}		56 % [†]	48 %						
SDAI ≤ 3.3:												
Week 12	6 %	14 % [*]	20 % ^{***}	2 %	8 % ^{***}	7 % ^{***}	1 %	9 % ^{***}	9 % ^{***}	2 %	2 %	5 %
Week 24	10 %	22 % ^{**}	23 % ^{***}	3 %	16 % ^{***}	14 % ^{***}	4 %	17 % ^{***}	15 % ^{***}	2 %	5 %	9 % ^{**}
Week 52	13 %	25 % ^{**}	30 % ^{***}		23 %	18 %						
CDAI ≤ 2.8:												
Week 12	7 %	14 % [*]	19 % ^{***}	2 %	8 % ^{***}	7 % ^{**}	2 %	10 % ^{***}	9 % ^{***}	2 %	3 %	6 %
Week 24	11 %	21 % ^{**}	22 % ^{**}	4 %	16 % ^{***}	12 % ^{***}	4 %	15 % ^{***}	15 % ^{***}	3 %	5 %	9 % [*]
Week 52	16 %	25 % [*]	28 % ^{**}		22 %	18 %						
HAQ-DI Minimum Clinically Important Difference (decrease in HAQ-DI score of ≥ 0.30):												
Week 12	60 %	81 % ^{***}	77 % ^{***}	46 %	68 % ^{***}	64 % ^{***}	44 %	60 % ^{***}	56 % ^{**}	35 %	48 % [*]	54 % ^{***}
Week 24	66 %	77 % [*]	74 %	37 %	67 % ^{***†}	60 % ^{***}	37 %	58 % ^{***}	55 % ^{***}	24 %	41 % ^{***}	44 % ^{***}
Week 52	53 %	65 % [*]	67 % ^{**}		61 %	55 %						

Note: Proportions of responders at each time point based on those initially randomised to treatment (N). Patients who discontinued or received rescue therapy were considered as non-responders thereafter.

Abbreviations: ADA = adalimumab; BARI = baricitinib; MTX = methotrexate; PBO = Placebo

* p ≤ 0.05; ** p ≤ 0.01; *** p ≤ 0.001 vs. placebo (vs. MTX for study RA-BEGIN)

† p ≤ 0.05; †† p ≤ 0.01; ††† p ≤ 0.001 vs. adalimumab

Radiographic response

The effect of baricitinib on progression of structural joint damage was evaluated radiographically in studies RA-BEGIN, RA-BEAM and RA-BUILD and assessed using the modified Total Sharp Score (mTSS) and its components, the erosion score and joint space narrowing score.

Treatment with baricitinib 4 mg resulted in a statistically significant inhibition of progression of structural joint damage (Table 5). Analyses of erosion and joint space narrowing scores were

consistent with the overall scores. The proportion of patients with no radiographic progression (mTSS change ≤ 0) was significantly higher with baricitinib 4 mg compared to placebo at weeks 24 and 52.

Table 5. Radiographic changes

Study	RA-BEGIN MTX-naïve patients			RA-BEAM MTX-IR patients			RA-BUILD cDMARD-IR patients		
	MTX	BARI4 mg	BARI4 mg + MTX	PBO ^a	BARI4 mg	ADA 40 mg Q2W	PBO	BARI2 mg	BARI4 mg
Modified Total Sharp Score, mean change from baseline:									
Week 24	0.61	0.39	0.29*	0.90	0.41***	0.33***	0.70	0.33*	0.15**
Week 52	1.02	0.80	0.40**	1.80	0.71***	0.60***			
Proportion of patients with no radiographic progression^b:									
Week 24	68 %	76 %	81 %**	70 %	81 %***	83 %***	74 %	72 %	80 %
Week 52	66 %	69 %	80 %**	70 %	79 %**	81 %**			

Abbreviations: ADA = adalimumab; BARI = baricitinib; MTX = methotrexate; PBO = Placebo

^a Placebo data at week 52 derived using linear extrapolation

^b No progression defined as mTSS change ≤ 0 .

* $p \leq 0.05$; ** $p \leq 0.01$; *** $p \leq 0.001$ vs. placebo (vs. MTX for study RA-BEGIN)

Physical function response and health-related outcomes

Treatment with baricitinib 4 mg, alone or in combination with cDMARDs, resulted in a significant improvement in physical function (HAQ-DI) and pain (0-100 visual analogue scale) compared to all comparators (placebo, MTX, adalimumab). Improvements were seen as early as week 1 and, in studies RA-BEGIN and RA-BEAM, this was maintained for up to 52 weeks.

In RA-BEAM and RA-BUILD, treatment with baricitinib 4 mg resulted in a significant improvement in the mean duration and severity of morning joint stiffness compared to placebo or adalimumab as assessed using daily electronic patient diaries.

In all studies, baricitinib-treated patients reported improvements in patient-reported quality of life, as measured by the Short Form (36) Health Survey (SF-36) Physical Component Score and fatigue, as measured by the Functional Assessment of Chronic Illness Therapy-Fatigue score (FACIT-F).

Baricitinib 4 mg vs. 2 mg

Differences in efficacy between the 4 mg and the 2 mg doses were most notable in the bDMARD-IR population (RA-BEACON), in which statistically significant improvements in the ACR components of swollen joint count, tender joint count and ESR were shown for baricitinib 4 mg compared to placebo at week 24 but not for baricitinib 2 mg compared to placebo. In addition, for both study RA-BEACON and RA-BUILD, onset of efficacy was faster and the effect size was generally larger for the 4 mg dose groups compared to 2 mg.

In a long-term extension study, patients from Studies RA-BEAM, RA-BUILD and RA-BEACON who achieved sustained low disease activity or remission (CDAI ≤ 10) after at least 15 months of treatment with baricitinib 4 mg once daily were re-randomised 1:1 in a double-blind manner to continue 4 mg once daily or reduce dose to 2 mg once daily. The majority of patients maintained low disease activity or remission based on CDAI score:

- At week 12: 451/498 (91 %) continuing 4 mg vs. 405/498 (81 %) reduced to 2 mg ($p \leq 0.001$)
- At week 24: 434/498 (87 %) continuing 4 mg vs. 372/498 (75 %) reduced to 2 mg ($p \leq 0.001$)
- At week 48: 400/498 (80 %) continuing 4 mg vs. 343/498 (69 %) reduced to 2 mg ($p \leq 0.001$)
- At week 96: 347/494 (70 %) continuing 4 mg vs. 297/496 (60 %) reduced to 2 mg ($p \leq 0.001$)

The majority of patients who lost their low disease activity or remission status after dose reduction could regain disease control after the dose was returned to 4 mg.

Adults with atopic dermatitis

The efficacy and safety of baricitinib as monotherapy or in combination with topical corticosteroids (TCS) were assessed in 3 Phase III randomised, double-blind, placebo-controlled, 16 week studies (BREEZE-AD1, -AD2, and -AD7). The studies included 1 568 patients with moderate to severe atopic dermatitis defined by Investigator's Global Assessment (IGA) score ≥ 3 , an Eczema Area and Severity Index (EASI) score ≥ 16 , and a body surface area (BSA) involvement of ≥ 10 %. Eligible patients were over 18 years of age and had previous inadequate response or were intolerant to topical medicinal products. Patients were permitted to receive rescue treatment (which included topical or systemic therapy), at which time they were considered non-responders. At baseline of study BREEZE-AD7, all patients were on concomitant topical corticosteroids therapy and patients were permitted to use topical calcineurin inhibitors. All patients who completed these studies were eligible to enrol in a long term extension study (BREEZE AD-3) for up to 2 years of continued treatment.

The Phase III randomised, double-blind, placebo-controlled BREEZE-AD4 study evaluated the efficacy of baricitinib in combination with topical corticosteroids over 52 weeks in 463 patients with moderate to severe atopic dermatitis with failure, intolerance, or contraindication to oral ciclosporin treatment.

Baseline characteristics

In the placebo-controlled Phase III studies (BREEZE-AD1, -AD2, -AD7, and -AD4), across all treatment groups, 37 % were female, 64 % were Caucasian, 31 % were Asian and 0.6 % were Black, and the mean age was 35.6 years. In these studies, 42 % to 51 % of patients had a baseline IGA of 4 (severe atopic dermatitis), and 54 % to 79 % of patients had received prior systemic treatment for atopic dermatitis. The baseline mean EASI score ranged from 29.6 to 33.5, the baseline weekly averaged Itch Numerical Rating Scale (NRS) ranged from 6.5 to 7.1, the baseline mean Dermatology Life Quality Index (DLQI) ranged from 13.6 to 14.9, and the baseline mean Hospital Anxiety and Depression Scale (HADS) Total score ranged from 10.9 to 12.1.

Clinical response

16-week monotherapy (BREEZE-AD1, -AD2) and TCS combination (BREEZE-AD7) studies
A significantly larger proportion of patients randomised to baricitinib 4 mg achieved an IGA 0 or 1 response (primary outcome), EASI75, or an improvement of ≥ 4 points on the Itch NRS compared to placebo at week 16 (Table 6). Figure 1 shows the mean percent change from baseline in EASI up to week 16.

A significantly greater proportion of patients randomised to baricitinib 4 mg achieved a ≥ 4 -point improvement in the Itch NRS compared to placebo (within the first week of treatment for BREEZE-AD1 and AD2, and as early as week 2 for BREEZE-AD7; $p < 0.002$).

Treatment effects in subgroups (weight, age, gender, race, disease severity, and previous treatment, including immunosuppressants) were consistent with the results in the overall study population.

Table 6. Efficacy of baricitinib at week 16 (FAS^a)

Study	Monotherapy						TCS Combination		
	BREEZE- AD1			BREEZE-AD2			BREEZE- AD7		
Treatment Group	PBO	BARI 2 mg	BARI 4 mg	PBO	BARI 2 mg	BARI 4 mg	PBO + TCS	BARI 2 mg + TCS	BARI 4 mg + TCS
N	249	123	125	244	123	123	109	109	111
IGA 0 or 1, % responders ^{b, c}	4.8	11.4**	16.8**	4.5	10.6**	13.8**	14.7	23.9	30.6**
EASI-75, % responders ^c	8.8	18.7**	24.8**	6.1	17.9**	21.1**	22.9	43.1*	47.7**
Itch NRS (≥ 4 point improvement), % responders ^{c, d}	7.2	12.0	21.5**	4.7	15.1**	18.7**	20.2	38.1*	44.0**

BARI = Baricitinib; PBO = Placebo

* statistically significant vs placebo without adjustment for multiplicity; ** statistically significant vs placebo with adjustment for multiplicity.

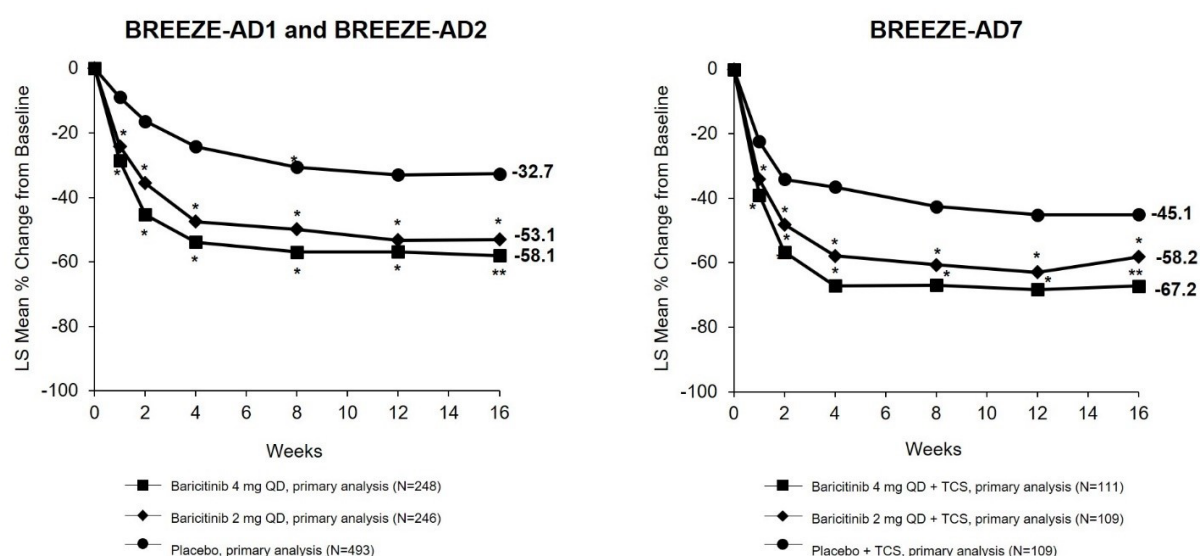
^a Full analysis set (FAS) including all randomised patients.

^b Responder was defined as a patient with IGA 0 or 1 (“clear” or “almost clear”) with a reduction of ≥ 2 points on 0-4 IGA scale.

^c Non-Responder Imputation: Patients who received rescue treatment or with missing data were considered as non-responders.

^d Results shown in subset of patients eligible for assessment (patients with itch NRS ≥ 4 at baseline).

Figure 1. Mean percent change from baseline in EASI (FAS)^a



LS = Least squares; * statistically significant vs placebo without adjustment for multiplicity; ** statistically significant vs placebo with adjustment for multiplicity.

^a Full analysis set (FAS) including all patients randomised. Data collected after rescue therapy or after permanent medicinal product discontinuation were considered missing. LS means are from Mixed Model with Repeated Measures (MMRM) analyses.

Maintenance of response

To evaluate maintenance of response, 1 373 subjects treated with baricitinib for 16 weeks in BREEZE-AD1 (N = 541), BREEZE-AD2 (N = 540) and BREEZE-AD7 (N = 292) were eligible to enrol in a long term extension study BREEZE-AD3. Data are available up to 68 weeks of cumulative treatment for patients from BREEZE-AD1 and BREEZE-AD2, and up to 32 weeks of cumulative

treatment for patients from BREEZE-AD7. Continued response was observed in patients with at least some response (IGA 0, 1 or 2) after initiating baricitinib.

Quality of life/patient-reported outcomes in atopic dermatitis

In both monotherapy studies (BREEZE-AD1 and BREEZE-AD2) and in the concomitant TCS study (BREEZE-AD7), baricitinib 4 mg significantly improved patient-reported outcomes, including itch NRS, sleep (ADSS), skin pain (skin pain NRS), quality of life (DLQI) and symptoms of anxiety and depression (HADS) that were uncorrected for multiplicity, at 16 weeks compared to placebo (See Table 7).

Table 7. Quality of life/patient-reported outcomes results of baricitinib monotherapy and baricitinib in combination with TCS at week 16 (FAS)^a

Study	Monotherapy						TCS Combination		
	BREEZE-AD1			BREEZE-AD2			BREEZE-AD7		
Treatment group	PBO	BARI 2 mg	BARI 4 mg	PBO	BARI 2 mg	BARI 4 mg	PBO + TCS	BARI 2 mg + TCS	BARI 4 mg + TCS
N	249	123	125	244	123	123	109	109	111
ADSS Item 2 \geq 2-point improvement, % responders ^{c,d}	12.8	11.4	32.7*	8.0	19.6	24.4*	30.6	61.5*	66.7*
Change in Skin Pain NRS, mean(SE) ^b	-0.84 (0.24)	-1.58 (0.29)	-1.93** (0.26)	-0.86 (0.26)	-2.61** (0.30)	-2.49** (0.28)	-2.06 (0.23)	-3.22* (0.22)	-3.73* (0.23)
Change in DLQI, mean(SE) ^b	-2.46 (0.57)	-4.30* (0.68)	-6.76* (0.60)	-3.35 (0.62)	-7.44* (0.71)	-7.56* (0.66)	-5.58 (0.61)	-7.50* (0.58)	-8.89* (0.58)
Change in HADS, mean(SE) ^b	-1.22 (0.48)	-3.22* (0.58)	-3.56* (0.52)	-1.25 (0.57)	-2.82 (0.66)	-3.71* (0.62)	-3.18 (0.56)	-4.75* (0.54)	-5.12* (0.54)

BARI = Baricitinib; PBO = Placebo

* statistically significant vs placebo without adjustment for multiplicity; ** statistically significant vs placebo with adjustment for multiplicity.

^a Full analysis set (FAS) including all randomised patients.

^b Results shown are LS mean change from baseline (SE). Data collected after rescue therapy or after permanent medicinal product discontinuation were considered missing. LS means are from Mixed Model with Repeated Measures (MMRM) analyses.

^c ADSS Item 2: Number of night time awakenings due to itch.

^d Nonresponder imputation: patients who received rescue treatment or with missing data were considered as nonresponders. Results shown in subset of patients eligible for assessment (patients with ADSS Item 2 \geq 2 at baseline).

Clinical response in patients with experience with or a contra-indication to ciclosporin treatment (BREEZE-AD4 study)

A total of 463 patients were enrolled, who had either failed (n = 173), or had an intolerance (n = 75), or contraindication (n = 126) to oral ciclosporin. The primary endpoint was the proportion of patients achieving EASI-75 at week 16. The primary and some of the most important secondary endpoints at week 16 are summarised in Table 8.

Table 8: Efficacy of baricitinib in combination with TCS^a at week 16 in BREEZE-AD4 (FAS)^b

Study group	BREEZE- AD4		
	PBO ^a	BARI 2 mg ^a	BARI 4 mg ^a
N	93	185	92
EASI-75, % responders ^c	17.2	27.6	31.5**
IGA 0 or 1, % responders ^{c, e}	9.7	15.1	21.7*
Itch NRS (≥ 4 point improvement), % responders ^{c, f}	8.2	22.9*	38.2**
Change in DLQI mean (SE) ^d	-4.95 (0.752)	-6.57 (0.494)	-7.95* (0.705)

BARI = Baricitinib; PBO = Placebo

* statistically significant vs placebo without adjustment for multiplicity; ** statistically significant vs placebo with adjustment for multiplicity.

^a All patients were on concomitant topical corticosteroids therapy and patients were permitted to use topical calcineurin inhibitors.

^b Full analysis set (FAS) includes all randomised patients.

^c Non-Responder Imputation: Patients who received rescue treatment or with missing data were considered as non-responders.

^d Data collected after rescue therapy or after permanent medicinal product discontinuation were considered missing. LS means are from Mixed Model with Repeated Measures (MMRM) analyses.

^e Responder was defined as a patient with IGA 0 or 1 (“clear” or “almost clear”) with a reduction of ≥ 2 points on 0-4 IGA scale.

^f Results shown in subset of patients eligible for assessment (patients with itch NRS ≥ 4 at baseline).

Alopecia areata

The efficacy and safety of baricitinib once daily were assessed in one adaptive Phase II/III study (BRAVE-AA1) and one Phase III study (BRAVE-AA2). The Phase III portion of BRAVE-AA1 study and the Phase III BRAVE-AA2 study were randomised, double blind, placebo-controlled, 36-week studies with extension phases up to 200 weeks. In both phase III studies, patients were randomised to placebo, 2 mg or 4 mg baricitinib in a 2:2:3 ratio. Eligible patients were adults between 18 years and 60 years of age for male patients, and between 18 years and 70 years of age for female patients, with a current episode of more than 6 months of severe alopecia areata (hair loss encompassing ≥ 50 % of the scalp). Patients with a current episode of more than 8 years were not eligible unless episodes of regrowth had been observed on the affected areas of the scalp over the past 8 years. The only permitted concomitant alopecia areata therapies were finasteride (or other 5 alpha reductase inhibitors), oral or topical minoxidil and bimatoprost ophthalmic solution for eyelashes, if at a stable dose at study entry.

Both studies assessed as primary outcome the proportion of subjects who achieved a SALT (Severity of Alopecia Tool) score of ≤ 20 (80 % or more scalp coverage with hair) at week 36. Additionally, both studies evaluated clinician assessment of eyebrow and eyelash hair loss using a 4-point scale (ClinRO Measure for Eyebrow Hair Loss™, ClinRO Measure for Eyelash Hair Loss™).

Baseline characteristics

The Phase III portion of BRAVE-AA1 study and the Phase III BRAVE-AA2 study included 1 200 adult patients. Across all treatment groups, the mean age was 37.5 years, 61 % of patients were female. The mean duration of alopecia areata from onset and the mean duration of current episode of hair loss were 12.2 and 3.9 years, respectively. The median SALT score across the studies was 96 (this equals 96 % scalp hair loss), and approximately 44 % of patients were reported as alopecia universalis. Across the studies, 69 % of patients had significant or complete eyebrow hair loss at baseline and

58 % had significant or complete eyelash hair loss, as measured by ClinRO Measures for eyebrow and eyelash scores of 2 or 3. Approximately 90 % of patients had received at least one treatment for alopecia areata at some point before entering the studies, and 50 % at least one systemic immunosuppressant. The use of authorised concomitant alopecia areata treatments was reported by only 4.3 % of patients during the studies.

Clinical response

In both studies, a significantly greater proportion of patients randomised to baricitinib 4 mg once daily achieved a SALT \leq 20 at week 36 compared to placebo, starting as early as week 8 in study BRAVE-AA1 and week 12 in study BRAVE-AA2. Consistent efficacy was seen across most of the secondary endpoints (Table 9). Figure 2 shows the proportion of patients achieving SALT \leq 20 up to week 36.

Treatment effects in subgroups (gender, age, weight, eGFR, race, geographic region, disease severity, current alopecia areata episode duration) were consistent with the results in the overall study population at week 36.

Table 9. Efficacy of baricitinib through week 36 for pooled studies (Pooled Week 36 Efficacy Population^a)

	BRAVE-AA1 (phase III part of a phase II/III study) and BRAVE-AA2 (phase III study) Pooled Data*		
	Placebo N=345	Baricitinib 2 mg N=340	Baricitinib 4 mg N=515
SALT \leq 20 at week 36	4.1 %	19.7 %**	34.0 %**
SALT \leq 20 at week 24	3.2 %	11.2 %	27.4 %**
ClinRO Measure for Eyebrow Hair Loss of 0 or 1 at week 36 with a \geq 2 point improvement from baseline ^b	3.8 %	15.8 %	33.0 %**
ClinRO Measure for Eyelash Hair Loss of 0 or 1 at week 36 with a \geq 2 point improvement from baseline ^b	4.3 %	12.0 %	33.9 %**
Change in Skindex-16 adapted for alopecia areata emotions domain, mean (SE) ^c	-11.33 (1.768)	-19.89 (1.788)	-23.81 (1.488)
Change in Skindex-16 adapted for alopecia areata functioning domain, mean (SE) ^c	-9.26 (1.605)	-13.68 (1.623)	-16.93 (1.349)

ClinRO = clinician-reported outcome; SE = standard error

^a Pooled Week 36 Efficacy Population: All patients enrolled in the Phase III portion of Study BRAVE-AA1 and in Study BRAVE-AA2.

* The results of the pooled analysis are in line with those of the individual studies

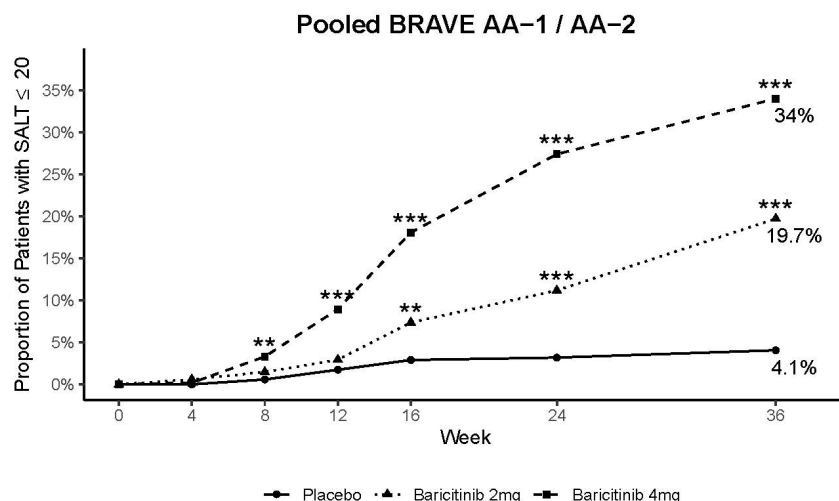
** Statistically significant with adjustment for multiplicity in the graphical testing scheme within each individual study.

^b Patients with ClinRO Measure for Eyebrow Hair loss score of \geq 2 at baseline: 236 (Placebo), 240 (Baricitinib 2 mg), 349 (Baricitinib 4 mg). Patients with ClinRO Measure for Eyelash Hair loss score of \geq 2 at baseline: 186 (Placebo), 200 (Baricitinib 2 mg), 307 (Baricitinib 4 mg). Both ClinRO

Measures use a 4-point response scale ranging from 0 indicating no hair loss to 3 indicating no notable eyebrow/eyelashes hair.

° Sample sizes for analysis on Skindex-16 adapted for alopecia areata at week 36 are n= 256 (Placebo), 249 (Baricitinib 2 mg), 392 (Baricitinib 4 mg).

Figure 2: Proportion of patients with SALT \leq 20 through week 36



p-value for baricitinib versus placebo \leq 0.01; *p-value for baricitinib versus placebo \leq 0.001.

Efficacy up to week 52

The proportion of patients treated with baricitinib achieving a SALT \leq 20 continued to increase after week 36, reaching 39.0 % of patients on baricitinib 4 mg at week 52. The results for the baseline disease severity and episode duration subpopulations at week 52 were consistent with those observed at week 36 and with the results in the overall study population.

Dose tapering substudy

In the study BRAVE-AA2, patients who had received baricitinib 4 mg once daily since the initial randomization and achieved SALT \leq 20 at week 52 were re-randomised in a double-blind manner to continue 4 mg once daily or reduce dose to 2 mg once daily. The results show that 96 % of the patients who remained on baricitinib 4 mg and 74 % of the patients who were re-randomised to baricitinib 2 mg maintained their response at week 76.

Juvenile idiopathic arthritis

The baricitinib clinical development programme for juvenile idiopathic arthritis consisted of one completed pivotal Phase III study (JUVE-BASIS) and one ongoing long-term open label safety extension study (JUVE-X).

JUVE-BASIS was a double-blind randomised withdrawal (DBW), up to 44-week placebo-controlled study to evaluate the efficacy and safety of baricitinib when administered once daily to patients from 2 years to less than 18 years of age with juvenile idiopathic arthritis who have had an inadequate response or intolerance to treatment with at least 1 conventional synthetic or biologic DMARD. This included patients with polyarticular juvenile idiopathic arthritis (rheumatoid factor positive or rheumatoid factor negative), extended oligoarticular course juvenile idiopathic arthritis, enthesitis-related juvenile idiopathic arthritis, and juvenile psoriatic arthritis as defined by the International League of Associations for Rheumatology (ILAR) criteria. Patients who participated in JUVE-BASIS were eligible for enrollment into study JUVE-X.

In JUVE-BASIS, patients received open-label once daily baricitinib for approximately 12 weeks from baseline. Patients 2 to less than 9 years received 2 mg daily and patients 9 to less than 18 years

received 4 mg daily, to attain an equivalent exposure to a 4 mg dose in adults. At week 12, treatment response (based on PedACR30 criteria) was reviewed for each patient. Patients who achieved at least a PedACR30 response were randomised (1:1 ratio) to receive placebo or to remain on the same baricitinib dose in the 32-week double-blind, placebo-controlled phase. Patients who did not achieve PedACR30 were given the option of enrolling to JUVE-X.

The primary efficacy endpoint of JUVE-BASIS was time to disease flare from the initiation of the DBW period to the end of the DBW period.

Baseline characteristics

A total of 220 patients enrolled JUVE-BASIS. Of these, 163 (74.4 %) patients were eligible to be randomised into the DBW period to either baricitinib (n=82) or placebo (n=81). There were 144 patients with polyarticular juvenile idiopathic arthritis, 16 with extended oligoarticular course juvenile idiopathic arthritis, 50 with enthesitis-related juvenile idiopathic arthritis and 10 with juvenile psoriatic arthritis.

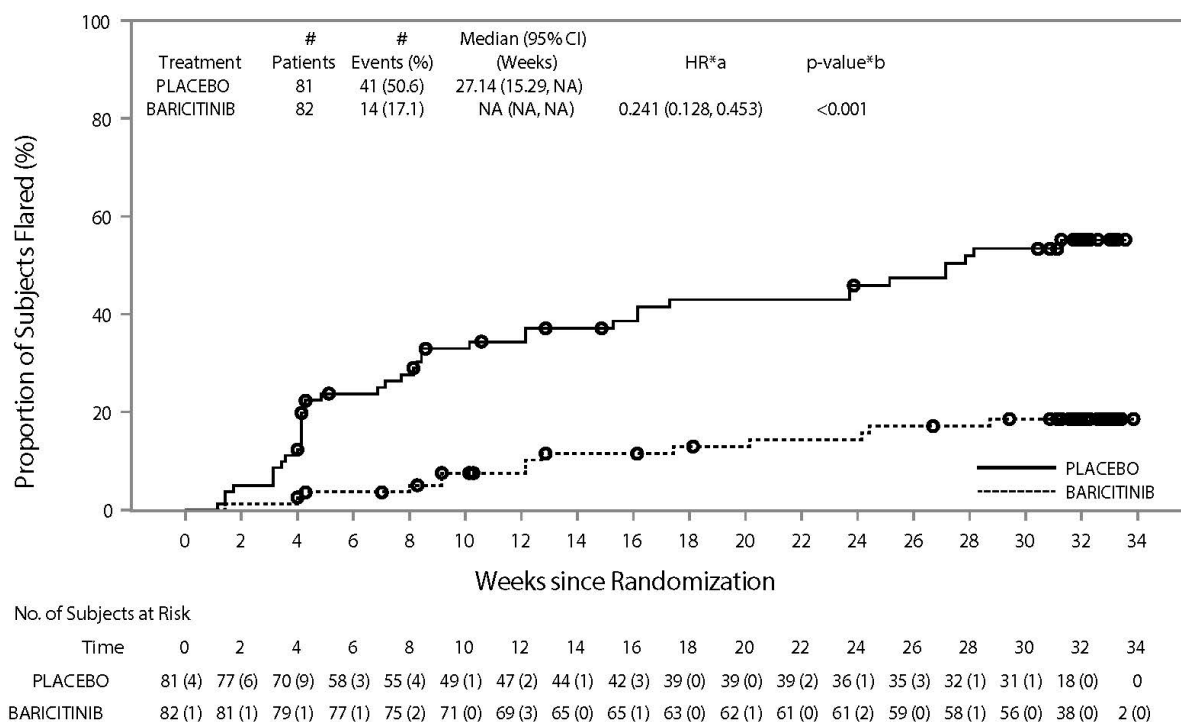
In JUVE-BASIS, the mean age was 13 years (standard deviation 3.4) and 69.1 % were female. Patient numbers per age group were as follows: 2 to <6 years: n=6; 6 to <9 years: n=9; 9 to <12 years: n=30; and 12 to <18 years: n=175 .

The average time reported by all patients in the study since juvenile idiopathic arthritis diagnosis was 4 years. Use of concomitant therapies was similar across treatment groups in the DBW period (most common concomitant csDMARDs included MTX, sulfasalazine and leflunomide). A total of 127 (57.7 %) patients were on MTX at baseline.

Clinical response

In JUVE-BASIS, the group of baricitinib treated patients had a significantly longer time to disease flare compared to those receiving placebo (Figure 3). In addition, more patients treated with baricitinib achieved a PedACR value of 30/50/70/90/100 throughout the DBW period, as compared to placebo.

Figure 3. Time to disease flare during the DBW period



CI = confidence interval; HR = hazard ratio; NA = not applicable; No. = number

*a HR - stratified by juvenile idiopathic arthritis categories (polyarticular and extended oligoarticular versus enthesitis-related arthritis and juvenile psoriatic arthritis).

*b P-value is from logrank test stratified by juvenile idiopathic arthritis categories (polyarticular and extended oligoarticular versus enthesitis-related arthritis and juvenile psoriatic arthritis).

Time to disease flare and PedACR score results were overall consistent across juvenile idiopathic arthritis subtypes and background characteristics (including age, geography, weight, prior use of biologic, concomitant use of MTX or corticosteroids), and were consistent with those for the overall study population.

Paediatric atopic dermatitis

The efficacy and safety of baricitinib in combination with TCS were assessed in a single Phase III randomised, double-blind, placebo-controlled, 16 week study (BREEZE-AD-PEDS). The study included 483 patients with moderate to severe atopic dermatitis defined by IGA score ≥ 3 , an EASI score ≥ 16 , and a BSA involvement of $\geq 10\%$. Eligible patients were 2 to less than 18 years of age and had previous inadequate response or were intolerant to topical medications and were candidates for systemic therapy. All patients were prescribed concomitant low or medium potency topical corticosteroids and patients were permitted to use topical calcineurin inhibitors during the study. Patients were randomised to placebo or baricitinib low, medium or high dose tested (resulting in equivalent exposure to 1 mg, 2 mg or 4 mg in adult AD patients, respectively) in a 1:1:1:1 ratio. The study includes an ongoing long-term extension for up to 4 years.

Baseline characteristics

Across all treatment groups, 76 % were Caucasian, 15% were Asian and 3 % were Black, 50 % were female and mean age was 12 years with 72 % at least 10 years of age and 28 % less than 10 years of age. Patients 6 years and younger comprised 14% of the population (6 years [N=28], 5 years [N=11], 4 years [N=16], 3 years [N=8], 2 years [N=5]). In this study, 38 % of patients had a baseline IGA of 4 (severe atopic dermatitis), and 42 % of patients had received prior systemic treatment for atopic

dermatitis. The baseline EASI score ranged from 12.2 to 70.8, the baseline weekly averaged Itch Numeric Rating Scale (NRS) in patients at least 10 years of age was 5.5 (SD = 2.6).

Clinical response

A statistically significant larger proportion of patients randomised to the baricitinib 4 mg equivalent dose achieved an IGA 0 or 1 response (primary outcome), EASI75, or an improvement of ≥ 4 points on the Itch NRS compared to placebo at week 16 (Table 10). Figure 4 shows the time course of achieving IGA 0 or 1.

Treatment effects in subgroups (weight, age, gender, race, disease severity, and previous treatment, including immunosuppressants) were consistent with the results in the overall study population.

Table 10. Efficacy of baricitinib in paediatric patients at week 16^a

Study	BREEZE-AD-PEDS	
	PBO	BARI 4 mg equivalent
N	122	120
IGA 0 or 1, % responders ^{b,c}	16.4	41.7**
EASI75, % responders ^c	32.0	52.5**
Itch NRS (≥ 4 point improvement), % responders ^{c,d}	16.4	35.5**

BARI = Baricitinib; PBO = Placebo

** Statistically significant vs placebo with adjustment for multiplicity.

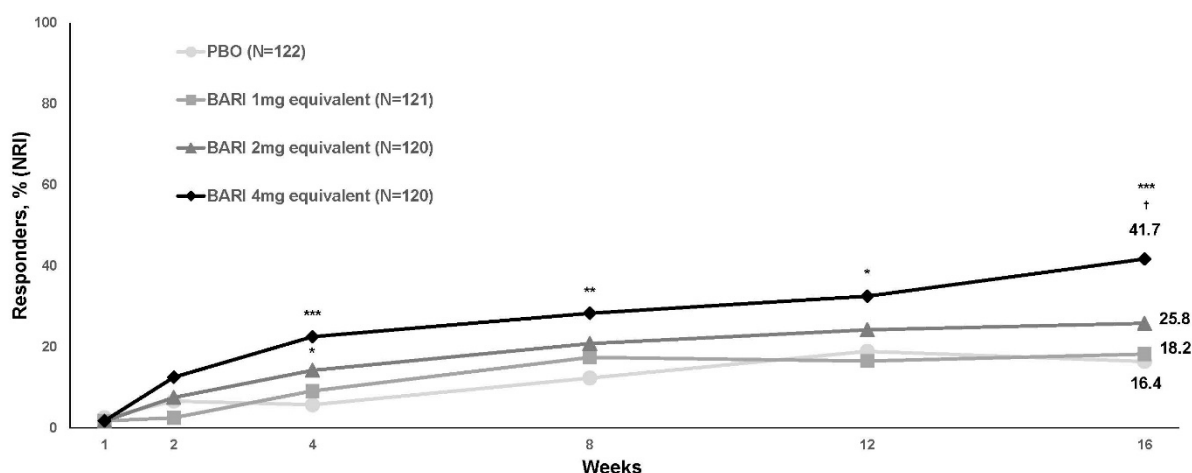
^a Intent to Treat (ITT) population (all randomized patients)

^b Responder was defined as a patient with IGA 0 or 1 (“clear” or “almost clear”) with a reduction of ≥ 2 points on 0-4 IGA scale.

^c Non-Responder Imputation: Patients who received rescue treatment or with missing data were considered as non-responders.

^d Results shown in subset of patients eligible for assessment (patients aged ≥ 10 years with Itch NRS ≥ 4 at baseline, BARI 4 mg equivalent N=62; Placebo, N = 55).

Figure 4. Time course for achieving IGA 0 or 1 with ≥ 2 points improvement in paediatric patients through week 16



BARI=baricitinib; NRI=non-responder imputation; PBO=placebo* $p < 0.05$; ** $p < 0.01$; *** $p < 0.001$ vs. PBO (nominal p-value; logistic regression analysis); † Statistically significant with multiplicity adjustment

A significantly greater proportion of patients randomised to the baricitinib 4 mg equivalent dose achieved a ≥ 4 -point improvement in the Itch NRS compared to placebo as early as week 4 (adjusted for multiplicity).

The need for concomitant TCS use was reduced as demonstrated by a median reduction in gram quantity of TCS use for the baricitinib 4 mg equivalent dose versus placebo over 16 weeks and a greater median number of TCS-free days for the baricitinib 4 mg equivalent dose (25 days) versus placebo (11 days) over 16 weeks.

Paediatric population

The European Medicines Agency has deferred the obligation to submit the results of studies with baricitinib in one or more subsets of the paediatric population in chronic idiopathic arthritis, atopic dermatitis and alopecia areata (see section 4.2 for information on paediatric use).

The efficacy of baricitinib up to 12 mg/day has been evaluated in 71 patients with CANDLE (chronic atypical neutrophilic dermatosis with lipodystrophy and elevated temperature, $n=10$), CANDLE-related conditions (CANDLE-RC, $n=9$), SAVI (Stimulator of interferon gene-Associated Vasculopathy with onset during Infancy, $n=8$), Juvenile DermatoMyositis (JDM, $n=5$), and Aicardi-Goutières syndrome (AGS, $n=39$). Total patient-years of exposure (PYE) was 251. Due to methodological insufficiencies no definite conclusion could be drawn on the efficacy of baricitinib in these patients. Although safety patterns showed similarities with the adult indications, frequencies of adverse events were generally higher. Three deaths were observed, in the AGS population; it is unclear whether these deaths were related to treatment with baricitinib.

5.2 Pharmacokinetic properties

Following oral administration of baricitinib, a dose-proportional increase in systemic exposure was observed in the therapeutic dose range. The PK of baricitinib is linear with respect to time.

Absorption

Following oral administration, baricitinib is rapidly absorbed with a median t_{max} of approximately 1 hour (range 0.5 - 3.0 h) and an absolute bioavailability of approximately 79 % (CV = 3.94 %). Food intake led to a decreased exposure by up to 14 %, a decrease in C_{max} by up to 18 % and delayed t_{max} by 0.5 hours. Administration with meals was not associated with a clinically relevant effect on exposure.

Distribution

Mean volume of distribution following intravenous infusion administration was 76 L, indicating distribution of baricitinib into tissues. Baricitinib is approximately 50 % bound to plasma proteins.

Biotransformation

Baricitinib metabolism is mediated by CYP3A4, with less than 10 % of the dose identified as undergoing biotransformation. No metabolites were quantifiable in plasma. In a clinical pharmacology study, baricitinib was excreted predominately as the unchanged active substance in urine (69 %) and faeces (15 %) and only 4 minor oxidative metabolites were identified (3 in urine; 1 in faeces) constituting approximately 5 % and 1 % of the dose, respectively. *In vitro*, baricitinib is a substrate for CYP3A4, OAT3, Pgp, BCRP and MATE2-K, and may be a clinically relevant inhibitor of the transporter OCT1 (see section 4.5). Baricitinib is not an inhibitor of the transporters OAT1, OAT2, OAT3, OCT2, OATP1B1, OATP1B3, BCRP, MATE1 and MATE2-K at clinically relevant concentrations.

Elimination

Renal elimination is the principal mechanism for baricitinib's clearance through glomerular filtration and active secretion via OAT3, Pgp, BCRP and MATE2-K. In a clinical pharmacology study, approximately 75 % of the administered dose was eliminated in the urine, while about 20 % of the dose was eliminated in the faeces.

Mean apparent clearance (CL/F) and half-life in patients with rheumatoid arthritis was 9.42 L/hr (CV = 34.3 %) and 12.5 hrs (CV = 27.4 %), respectively. C_{max} and AUC at steady state are 1.4- and 2.0-fold higher, respectively, in subjects with rheumatoid arthritis compared to healthy subjects.

Mean apparent clearance (CL/F) and half-life in patients with atopic dermatitis was 11.2 L/hr (CV = 33.0 %) and 12.9 hrs (CV = 36.0 %), respectively. C_{max} and AUC at steady state in patients with atopic dermatitis are 0.8-fold those seen in rheumatoid arthritis.

Mean apparent clearance (CL/F) and half-life in patients with alopecia areata was 11.0 L/hr (CV = 36.0 %) and 15.8 hrs (CV = 35.0 %), respectively. C_{max} and AUC at steady state in patients with alopecia areata are 0.9-fold those seen in rheumatoid arthritis.

Renal impairment

Renal function was found to significantly affect baricitinib exposure. The mean ratios of AUC in patients with mild and moderate renal impairment to patients with normal renal function are 1.41 (90 % CI: 1.15-1.74) and 2.22 (90 % CI: 1.81-2.73), respectively. The mean ratios of C_{max} in patients with mild and moderate renal impairment to patients with normal renal function are 1.16 (90 % CI: 0.92-1.45) and 1.46 (90 % CI: 1.17-1.83), respectively. See section 4.2 for dose recommendations.

Hepatic impairment

There was no clinically relevant effect on the PK of baricitinib in patients with mild or moderate hepatic impairment. The use of baricitinib has not been studied in patients with severe hepatic impairment.

Elderly

Age \geq 65 years or \geq 75 years has no effect on baricitinib exposure (C_{\max} and AUC).

Paediatric population

Pharmacokinetics in paediatric patients with juvenile idiopathic arthritis

The half-life in paediatric patients from 2 to less than 18 years was 8 to 9 hours.

Exposure in paediatric patients weighing <30 kg and ≥ 30 kg: In patients < 30 kg with a mean age and range of 8.1 (2.0-16.0) years, the mean and CV% for AUC and C_{\max} was 381 h*ng/mL (76%) and 62.1 ng/mL (39%), respectively. In patients ≥ 30 kg with mean age and range of 14.1 (9.0 – 17.0), the mean and CV% for AUC and C_{\max} was 438 h*ng/mL (68%) and 60.7 ng/mL (30%), respectively.

Exposure in paediatric patients weighing 10 to <20 kg and 20 to <30 kg: In patients 10 to < 20 kg with a mean age and range of 5.1 (2.0-8.0) years, the mean and CV% for AUC and C_{\max} was 458 h*ng/mL (81%) and 77.6 ng/mL (38%), respectively. In patients 20 to < 30 kg with mean age and range of 10.3 (6.0 – 16.0), the mean and CV% for AUC and C_{\max} was 327 h*ng/mL (66%) and 51.2 ng/mL (22%), respectively.

Pharmacokinetics in paediatric patients with atopic dermatitis

The mean half-life in paediatric patients from 2 to less than 18 years was 13 to 18 hours.

Exposure in paediatric patients weighing < 30 kg and ≥ 30 kg: In patients < 30 kg with a mean age and range of 6.4 (2.0-11.1) years, the mean and CV% for AUC and C_{\max} was 404 h*ng/mL (78%) and 60.4 ng/mL (28%), respectively. In patients ≥ 30 kg with mean age and range of 13.5 (6.2 – 17.9), the mean and CV% for AUC and C_{\max} was 529 h*ng/mL (102%) and 57.0 ng/mL (42%), respectively.

Exposure in paediatric patients weighing 10 to < 20 kg and 20 to <30 kg: In patients 10 to < 20 kg with a mean age and range of 4.8 (2.0-6.9) years, the mean and CV% for AUC and C_{\max} was 467 h*ng/mL (80%) and 73.4 ng/mL (21%), respectively. In patients 20 to < 30 kg with mean age and range of 7.5 (4.8 – 11.1), the mean and CV% for AUC and C_{\max} was 363 h*ng/mL (72%) and 52.0 ng/mL (21%), respectively.

Other intrinsic factors

Body weight, age, sex, race, and ethnicity did not have a clinically relevant effect on the PK of baricitinib in adult patients. The mean effects of intrinsic factors on PK parameters (AUC and C_{\max}) were generally within the inter-subject PK variability of baricitinib. Therefore, no dose adjustment is needed based on these patient factors.

5.3 Preclinical safety data

Non-clinical data reveal no special hazard for humans based on conventional studies of safety pharmacology, genotoxicity and carcinogenic potential.

Decreases in lymphocytes, eosinophils and basophils as well as lymphoid depletion in organs/tissues of the immune system were observed in mice, rats and dogs. Opportunistic infections related to demodicosis (mange) were observed in dogs at exposures approximately 7 times the human exposure. Decreases in red blood cell parameters were observed in mice, rats and dogs at exposures

approximately 6 to 36 times the human exposure. Degeneration of the sternal growth plate was observed in some dogs, at low incidence and also in control animals, but with a dose-effect relationship regarding severity. At present it is not known whether this is clinically relevant.

In rat and rabbit reproductive toxicology studies, baricitinib was shown to reduce foetal growth/weight and produce skeletal malformations (at exposures of approximately 10 and 39 times the human exposure, respectively). No adverse foetal effects were observed at exposures 2 times the human exposure based on AUC.

In a combined male/female rat fertility study, baricitinib decreased overall mating performance (decreased fertility and conception indices). In female rats there were decreased numbers of corpora lutea and implantation sites, increased pre-implantation loss, and/or adverse effects on intrauterine survival of the embryos. Since there were no effects on spermatogenesis (as assessed by histopathology) or semen/sperm endpoints in male rats, the decreased overall mating performance was likely the result of these female effects.

Baricitinib was detected in the milk of lactating rats. In a pre- and postnatal development study, decreased pup weights and decreased postnatal survival were observed at exposures 4 and 21 times, respectively, the human exposure.

6. PHARMACEUTICAL PARTICULARS

6.1 List of excipients

Tablet cores

cellulose, microcrystalline
croscarmellose sodium
magnesium stearate
mannitol

Film coating

iron oxide red (E172)
lecithin (soya) (E322)
macrogol
poly (vinyl alcohol)
talc
titanium dioxide (E171)

6.2 Incompatibilities

Not applicable.

6.3 Shelf life

3 years.

6.4 Special precautions for storage

This medicinal product does not require any special storage conditions.

6.5 Nature and contents of container

Olumiant 1 mg film-coated tablets

Polyvinylchloride/polyethylene/polychlorotrifluoroethylene - aluminium blisters in cartons of 14 or 28 film-coated tablets.

Polyvinylchloride/aluminium/oriented polyamide - aluminium perforated unit dose blisters in cartons of 28 x 1 film-coated tablets.

Olumiant 2 mg and 4 mg film-coated tablets

Polyvinylchloride/polyethylene/polychlorotrifluoroethylene - aluminium blisters in cartons of 14, 28, 35, 56, 84 or 98 film-coated tablets.

Polyvinylchloride/aluminium/oriented polyamide - aluminium perforated unit dose blisters in cartons of 28 x 1 or 84 x 1 film-coated tablets.

Not all pack sizes may be marketed.

6.6 Special precautions for disposal and other handling

For paediatric patients who are unable to swallow whole tablets, it may be considered to disperse the tablets in water. Only water should be used to disperse the tablet. Only the number of tablets needed for the dose should be dispersed.

- Place whole tablet in a container with 5-10 mL of water at room temperature and gently swirl to disperse. It may take up to 10 minutes for the tablet to disperse into a cloudy pale pink suspension. Some settling may occur.
- After the tablet is dispersed, gently swirl again and administer the entire suspension immediately.
- Rinse the container with 5-10 mL of water at room temperature and administer the entire contents immediately.

The tablet dispersed in water is stable for up to 4 hours at room temperature.

If for any reason the entire suspension is not administered, do not disperse and administer another tablet but wait until the next scheduled dose.

Any unused medicinal product or waste material should be disposed of in accordance with local requirements.

7. MARKETING AUTHORISATION HOLDER

Eli Lilly Nederland B.V., Papendorpseweg 83, 3528BJ Utrecht, The Netherlands.

8. MARKETING AUTHORISATION NUMBERS

Olumiant 1 mg film-coated tablets

EU/1/16/1170/017

EU/1/16/1170/018

EU/1/16/1170/019

Olumiant 2 mg film-coated tablets

EU/1/16/1170/001
EU/1/16/1170/002
EU/1/16/1170/003
EU/1/16/1170/004
EU/1/16/1170/005
EU/1/16/1170/006
EU/1/16/1170/007
EU/1/16/1170/008

Olumiant 4 mg film-coated tablets

EU/1/16/1170/009
EU/1/16/1170/010
EU/1/16/1170/011
EU/1/16/1170/012
EU/1/16/1170/013
EU/1/16/1170/014
EU/1/16/1170/015
EU/1/16/1170/016

9. DATE OF FIRST AUTHORISATION/RENEWAL OF THE AUTHORISATION

Date of first authorisation: 13 February 2017
Date of latest renewal: 12 November 2021

10. DATE OF REVISION OF THE TEXT

Detailed information on this medicinal product is available on the website of the European Medicines Agency <http://www.ema.europa.eu>.

ANNEX II

- A. MANUFACTURER RESPONSIBLE FOR BATCH RELEASE**
- B. CONDITIONS OR RESTRICTIONS REGARDING SUPPLY AND USE**
- C. OTHER CONDITIONS AND REQUIREMENTS OF THE MARKETING AUTHORISATION**
- D. CONDITIONS OR RESTRICTIONS WITH REGARD TO THE SAFE AND EFFECTIVE USE OF THE MEDICINAL PRODUCT**

A. MANUFACTURER RESPONSIBLE FOR BATCH RELEASE

Name and address of the manufacturer responsible for batch release

Lilly S.A.
Avda. de la Industria, 30
Alcobendas
28108 Madrid
SPAIN

B. CONDITIONS OR RESTRICTIONS REGARDING SUPPLY AND USE

Medicinal product subject to restricted medical prescription (see Annex I: Summary of Product Characteristics, section 4.2).

C. OTHER CONDITIONS AND REQUIREMENTS OF THE MARKETING AUTHORISATION

- **Periodic safety update reports (PSURs)**

The requirements for submission of PSURs for this medicinal product are set out in the list of Union reference dates (EURD list) provided for under Article 107c(7) of Directive 2001/83/EC and any subsequent updates published on the European medicines web-portal.

D. CONDITIONS OR RESTRICTIONS WITH REGARD TO THE SAFE AND EFFECTIVE USE OF THE MEDICINAL PRODUCT

- **Risk management plan (RMP)**

The marketing authorisation holder (MAH) shall perform the required pharmacovigilance activities and interventions detailed in the agreed RMP presented in Module 1.8.2 of the marketing authorisation and any agreed subsequent updates of the RMP.

An updated RMP should be submitted:

- At the request of the European Medicines Agency;
- Whenever the risk management system is modified, especially as the result of new information being received that may lead to a significant change to the benefit/risk profile or as the result of an important (pharmacovigilance or risk minimisation) milestone being reached.
- **Additional risk minimisation measures**

Prior to launch of baricitinib in each Member State, the MAH must agree about the content and format of the educational materials, including communication media, distribution modalities, and any other aspects of the programme, with the National Competent Authority.

The main objectives of the programme are to make the prescribers aware of the risks associated with the product's use, and to highlight specific risk minimisation measures to be performed before and during the treatment with baricitinib.

The MAH shall ensure that, in each Member State where baricitinib is marketed, all healthcare professionals who are expected to prescribe baricitinib are provided with the physician educational material, which should contain:

- The Summary of Product Characteristics
- The Package Leaflet including the Patient Alert Card
- The guide for healthcare professionals to support counselling of the patient
- Additional Patient Alert Cards

The guide for healthcare professionals shall contain the following key elements:

- Indication and posology statements provided to reinforce in whom baricitinib should be used
- That baricitinib increases the potential risk of infections. Patients should be instructed to seek immediate medical attention, if signs or symptoms suggesting infection appear. As there is a higher incidence of infections in the elderly and in the diabetic populations in general, caution should be used when treating the elderly and patients with diabetes. Baricitinib should only be used in patients 65 years of age and older if no suitable treatment alternatives are available.
- That baricitinib use should be stopped in case of herpes zoster or any other infection that doesn't respond to standard treatment until the event resolves. Patients should not be immunised using live attenuated vaccines shortly before or during treatment with baricitinib.
- Prior to initiating treatment it is recommended that all patients, particularly paediatric patients, be brought up to date with all immunisations in agreement with local current immunisation guidelines
- Prescribers should screen the patients for viral hepatitis before commencing baricitinib treatment. Active tuberculosis should also be ruled out.
- That baricitinib use is associated with hyperlipidaemia; prescribers should monitor the patient's lipid parameters and manage the hyperlipidaemia, if detected.
- Baricitinib increases the risk of venous thrombosis and pulmonary embolism.. Baricitinib should be used with caution in patients with known risk factors for DVT/PE other than cardiovascular or malignancy risk factors. Patients should be instructed to seek immediate medical attention if signs or symptoms of DVT/PE appear.
- That there is a potentially increased risk of MACE in patients with certain risk factors using JAK inhibitor treatment, including baricitinib. In patients 65 years of age and older , patients who are current or past long term smokers, and patients with other cardiovascular risk factors, baricitinib should only be used if no suitable treatment alternatives are available.
- That Lymphoma and other malignancies have been reported in patients receiving JAK inhibitors, including baricitinib. In patients over 65 years of age, patients who are current or past long term smokers, or with other malignancy risk factors (e.g. current malignancy or history of malignancy) baricitinib should only be used if no suitable treatment alternatives are available.
- That baricitinib is contraindicated in pregnancy as pre-clinical data showed reduced foetal growth and malformations. Physicians should advise women of child bearing potential to use contraception during treatment and for a week after its ending. If a planned pregnancy is considered, baricitinib treatment should be stopped.
- The purpose and use of the Patient Alert Card.

The patient alert card shall contain the following key messages:

- That treatment with baricitinib may increase the risk of infections, and viral reactivation which can become serious if not treated.
- Signs or symptoms of infections including general symptoms, and specifically tuberculosis and herpes zoster signs and symptoms; and a warning for the patients to seek immediate medical attention if signs or symptoms suggesting infection appear.
- Patients should seek immediate medical attention if signs and symptoms of myocardial infarction or stroke occur.
- That baricitinib should not be taken while pregnant and that women should inform their doctor should they become (or wish to become) pregnant.
- That baricitinib may cause a blood clot in the leg that may travel to the lungs; a description of signs and symptoms is provided, along with a warning for the patients to seek immediate medical attention if signs or symptoms suggesting a blood clot appear.

- That baricitinib may cause non-melanoma skin cancer and that the patients should talk to their doctor if new skin lesions appear during or after therapy or if existing lesions change appearance, tell your doctor.
- Contact details of the prescriber.
- That the Patient Alert Card should be carried by the patient at any time and to share it with other healthcare professionals involved in their treatment.

ANNEX III
LABELLING AND PACKAGE LEAFLET

A. LABELLING

PARTICULARS TO APPEAR ON THE OUTER PACKAGING

CARTONS FOR 1 MG FILM-COATED TABLETS

1. NAME OF THE MEDICINAL PRODUCT

Olumiant 1 mg film-coated tablets
baricitinib

2. STATEMENT OF ACTIVE SUBSTANCE(S)

Each tablet contains 1 mg baricitinib.

3. LIST OF EXCIPIENTS

4. PHARMACEUTICAL FORM AND CONTENTS

14 film-coated tablets
28 film-coated tablets
28 x 1 film-coated tablets

5. METHOD AND ROUTE(S) OF ADMINISTRATION

Oral use
Read the package leaflet before use

QR code to be included+ www.olumiant.eu

6. SPECIAL WARNING THAT THE MEDICINAL PRODUCT MUST BE STORED OUT OF THE SIGHT AND REACH OF CHILDREN

Keep out of the sight and reach of children.

7. OTHER SPECIAL WARNING(S), IF NECESSARY

8. EXPIRY DATE

EXP

9. SPECIAL STORAGE CONDITIONS

10. SPECIAL PRECAUTIONS FOR DISPOSAL OF UNUSED MEDICINAL PRODUCTS OR WASTE MATERIALS DERIVED FROM SUCH MEDICINAL PRODUCTS, IF APPROPRIATE

11. NAME AND ADDRESS OF THE MARKETING AUTHORISATION HOLDER

Eli Lilly Nederland B.V., Papendorpseweg 83, 3528BJ Utrecht, The Netherlands.

12. MARKETING AUTHORISATION NUMBER(S)

EU/1/16/1170/017	(14 film-coated tablets)
EU/1/16/1170/018	(28 film-coated tablets)
EU/1/16/1170/019	(28 x 1 film-coated tablets)

13. BATCH NUMBER

Lot

14. GENERAL CLASSIFICATION FOR SUPPLY

15. INSTRUCTIONS ON USE

16. INFORMATION IN BRAILLE

Olumiant 1 mg

17. UNIQUE IDENTIFIER – 2D BARCODE

2D barcode carrying the unique identifier included.

18. UNIQUE IDENTIFIER - HUMAN READABLE DATA

PC
SN
NN

MINIMUM PARTICULARS TO APPEAR ON BLISTERS OR STRIPS

CALENDAR BLISTERS FOR 1 MG FILM-COATED TABLETS

1. NAME OF THE MEDICINAL PRODUCT

Olumiant 1 mg tablets
baricitinib

2. NAME OF THE MARKETING AUTHORISATION HOLDER

Lilly

3. EXPIRY DATE

EXP

4. BATCH NUMBER

Lot

5. OTHER

Mon.
Tue.
Wed.
Thu.
Fri.
Sat.
Sun.

MINIMUM PARTICULARS TO APPEAR ON BLISTERS OR STRIPS

PERFORATED UNIT DOSE BLISTERS FOR 1 MG FILM-COATED TABLETS

1. NAME OF THE MEDICINAL PRODUCT

Olumiant 1 mg tablets
baricitinib

2. NAME OF THE MARKETING AUTHORISATION HOLDER

Lilly

3. EXPIRY DATE

EXP

4. BATCH NUMBER

Lot

5. OTHER

PARTICULARS TO APPEAR ON THE OUTER PACKAGING

CARTONS FOR 2 MG FILM-COATED TABLETS

1. NAME OF THE MEDICINAL PRODUCT

Olumiant 2 mg film-coated tablets
baricitinib

2. STATEMENT OF ACTIVE SUBSTANCE(S)

Each tablet contains 2 mg baricitinib

3. LIST OF EXCIPIENTS

4. PHARMACEUTICAL FORM AND CONTENTS

14 film-coated tablets
28 film-coated tablets
35 film-coated tablets
56 film-coated tablets
84 film-coated tablets
98 film-coated tablets
28 x 1 film-coated tablets
84 x 1 film-coated tablets

5. METHOD AND ROUTE(S) OF ADMINISTRATION

Oral use
Read the package leaflet before use

QR code to be included+ www.olumiant.eu

6. SPECIAL WARNING THAT THE MEDICINAL PRODUCT MUST BE STORED OUT OF THE SIGHT AND REACH OF CHILDREN

Keep out of the sight and reach of children.

7. OTHER SPECIAL WARNING(S), IF NECESSARY

8. EXPIRY DATE

EXP

9. SPECIAL STORAGE CONDITIONS

10. SPECIAL PRECAUTIONS FOR DISPOSAL OF UNUSED MEDICINAL PRODUCTS OR WASTE MATERIALS DERIVED FROM SUCH MEDICINAL PRODUCTS, IF APPROPRIATE

11. NAME AND ADDRESS OF THE MARKETING AUTHORISATION HOLDER

Eli Lilly Nederland B.V., Papendorpseweg 83, 3528BJ Utrecht, The Netherlands.

12. MARKETING AUTHORISATION NUMBER(S)

EU/1/16/1170/001	(14 film-coated tablets)
EU/1/16/1170/002	(28 film-coated tablets)
EU/1/16/1170/003	(28 x 1 film-coated tablets)
EU/1/16/1170/004	(35 film-coated tablets)
EU/1/16/1170/005	(56 film-coated tablets)
EU/1/16/1170/006	(84 film-coated tablets)
EU/1/16/1170/007	(84 x 1 film-coated tablets)
EU/1/16/1170/008	(98 film-coated tablets)

13. BATCH NUMBER

Lot

14. GENERAL CLASSIFICATION FOR SUPPLY

15. INSTRUCTIONS ON USE

16. INFORMATION IN BRAILLE

Olumiant 2 mg

17. UNIQUE IDENTIFIER – 2D BARCODE

2D barcode carrying the unique identifier included.

18. UNIQUE IDENTIFIER - HUMAN READABLE DATA

PC
SN
NN

MINIMUM PARTICULARS TO APPEAR ON BLISTERS OR STRIPS

CALENDAR BLISTERS FOR 2 MG FILM-COATED TABLETS

1. NAME OF THE MEDICINAL PRODUCT

Olumiant 2 mg tablets
baricitinib

2. NAME OF THE MARKETING AUTHORISATION HOLDER

Lilly

3. EXPIRY DATE

EXP

4. BATCH NUMBER

Lot

5. OTHER

Mon.
Tue.
Wed.
Thu.
Fri.
Sat.
Sun.

MINIMUM PARTICULARS TO APPEAR ON BLISTERS OR STRIPS

PERFORATED UNIT DOSE BLISTERS FOR 2 MG FILM-COATED TABLETS

1. NAME OF THE MEDICINAL PRODUCT

Olumiant 2 mg tablets
baricitinib

2. NAME OF THE MARKETING AUTHORISATION HOLDER

Lilly

3. EXPIRY DATE

EXP

4. BATCH NUMBER

Lot

5. OTHER

PARTICULARS TO APPEAR ON THE OUTER PACKAGING

CARTONS FOR 4 MG FILM-COATED TABLETS

1. NAME OF THE MEDICINAL PRODUCT

Olumiant 4 mg film-coated tablets
baricitinib

2. STATEMENT OF ACTIVE SUBSTANCE(S)

Each tablet contains 4 mg baricitinib

3. LIST OF EXCIPIENTS

4. PHARMACEUTICAL FORM AND CONTENTS

14 film-coated tablets
28 film-coated tablets
35 film-coated tablets
56 film-coated tablets
84 film-coated tablets
98 film-coated tablets
28 x 1 film-coated tablets
84 x 1 film-coated tablets

5. METHOD AND ROUTE(S) OF ADMINISTRATION

Oral use
Read the package leaflet before use

QR code to be included+ www.olumiant.eu

6. SPECIAL WARNING THAT THE MEDICINAL PRODUCT MUST BE STORED OUT OF THE SIGHT AND REACH OF CHILDREN

Keep out of the sight and reach of children.

7. OTHER SPECIAL WARNING(S), IF NECESSARY

8. EXPIRY DATE

EXP

9. SPECIAL STORAGE CONDITIONS

10. SPECIAL PRECAUTIONS FOR DISPOSAL OF UNUSED MEDICINAL PRODUCTS OR WASTE MATERIALS DERIVED FROM SUCH MEDICINAL PRODUCTS, IF APPROPRIATE

11. NAME AND ADDRESS OF THE MARKETING AUTHORISATION HOLDER

Eli Lilly Nederland B.V., Papendorpseweg 83, 3528BJ Utrecht, The Netherlands.

12. MARKETING AUTHORISATION NUMBER(S)

EU/1/16/1170/009	(14 film-coated tablets)
EU/1/16/1170/010	(28 film-coated tablets)
EU/1/16/1170/011	(28 x 1 film-coated tablets)
EU/1/16/1170/012	(35 film-coated tablets)
EU/1/16/1170/013	(56 film-coated tablets)
EU/1/16/1170/014	(84 film-coated tablets)
EU/1/16/1170/015	(84 x 1 film-coated tablets)
EU/1/16/1170/016	(98 film-coated tablets)

13. BATCH NUMBER

Lot

14. GENERAL CLASSIFICATION FOR SUPPLY

15. INSTRUCTIONS ON USE

16. INFORMATION IN BRAILLE

Olumiant 4 mg

17. UNIQUE IDENTIFIER – 2D BARCODE

2D barcode carrying the unique identifier included.

18. UNIQUE IDENTIFIER - HUMAN READABLE DATA

PC
SN
NN

MINIMUM PARTICULARS TO APPEAR ON BLISTERS OR STRIPS

CALENDAR BLISTERS FOR 4 MG FILM-COATED TABLETS

1. NAME OF THE MEDICINAL PRODUCT

Olumiant 4 mg tablets
baricitinib

2. NAME OF THE MARKETING AUTHORISATION HOLDER

Lilly

3. EXPIRY DATE

EXP

4. BATCH NUMBER

Lot

5. OTHER

Mon.
Tue.
Wed.
Thu.
Fri.
Sat.
Sun.

MINIMUM PARTICULARS TO APPEAR ON BLISTERS OR STRIPS

PERFORATED UNIT DOSE BLISTERS FOR 4 MG FILM-COATED TABLETS

1. NAME OF THE MEDICINAL PRODUCT

Olumiant 4 mg tablets
baricitinib

2. NAME OF THE MARKETING AUTHORISATION HOLDER

Lilly

3. EXPIRY DATE

EXP

4. BATCH NUMBER

Lot

5. OTHER

B. PACKAGE LEAFLET

Package leaflet: Information for the patient

Olumiant 1 mg film-coated tablets
Olumiant 2 mg film-coated tablets
Olumiant 4 mg film-coated tablets
baricitinib

Read all of this leaflet carefully before you start taking this medicine because it contains important information for you.

- Keep this leaflet. You may need to read it again.
- If you have any further questions, ask your doctor, or pharmacist or nurse.
- This medicine has been prescribed for you only. Do not pass it on to others. It may harm them, even if their signs of illness are the same as yours.
- If you get any side effects, talk to your doctor, or pharmacist or nurse. This includes any possible side effects not listed in this leaflet. See section 4.

What is in this leaflet

1. What Olumiant is and what it is used for
2. What you need to know before you take Olumiant
3. How to take Olumiant
4. Possible side effects
5. How to store Olumiant
6. Contents of the pack and other information

1. What Olumiant is and what it is used for

Olumiant contains the active substance baricitinib. It belongs to a group of medicines called Janus kinase inhibitors, which help to reduce inflammation.

Rheumatoid arthritis

Olumiant is used to treat adults with moderate to severe rheumatoid arthritis, an inflammatory disease of the joints, if previous therapy did not work well enough or was not tolerated. Olumiant can be used alone or together with some other medicines, such as methotrexate.

Olumiant works by reducing the activity of an enzyme in the body called ‘Janus kinase’, which is involved in inflammation. By reducing the activity of this enzyme, Olumiant helps to reduce pain, stiffness and swelling in your joints, tiredness, and helps to slow damage to the bone and cartilage in the joints. These effects can help you to do normal daily activities and so improve the health-related quality of life for patients with rheumatoid arthritis.

Atopic dermatitis

Olumiant is used to treat children from the age of 2 years, adolescents and adults with moderate to severe atopic dermatitis, also known as atopic eczema. Olumiant may be used with eczema medicines that you apply to the skin or it may be used on its own.

Olumiant works by reducing the activity of an enzyme in the body called ‘Janus kinase’, which is involved in inflammation. By reducing the activity of this enzyme, Olumiant helps to improve the condition of your skin and reduce itching. In addition, Olumiant helps improve your sleep disturbance (due to itch) and overall quality of life. Olumiant has also been shown to improve symptoms of skin pain, anxiety, and depression associated with atopic dermatitis.

Alopecia areata

Olumiant is used to treat adults with severe alopecia areata, an autoimmune disease characterized by inflammatory, nonscarring hair loss on the scalp, face and sometimes on other areas of the body that can be recurrent and progressive.

Olumiant works by reducing the activity of an enzyme in the body called ‘Janus kinase’, which is involved in inflammation. By reducing the activity of this enzyme, Olumiant helps hair to regrow on scalp, face and other areas of the body impacted by the disease.

Polyarticular juvenile idiopathic arthritis, enthesitis-related arthritis and juvenile psoriatic arthritis

Olumiant is used for the treatment of active polyarticular juvenile idiopathic arthritis, an inflammatory disease of the joints, in children 2 years of age and older.

Olumiant is also used for the treatment of active enthesitis-related arthritis, an inflammatory disease of the joints and the places where tendons join the bone, in children 2 years of age and older.

Olumiant is also used for the treatment of active juvenile psoriatic arthritis, a condition that is an inflammatory disease of the joints often accompanied by psoriasis, in children 2 years of age and older.

Olumiant can be used alone or together with methotrexate.

2. What you need to know before you take Olumiant

Do not take Olumiant

- if you are allergic to baricitinib or any of the other ingredients of this medicine (listed in section 6).
- if you are pregnant or think you may be pregnant.

Warnings and precautions

Talk to your doctor or pharmacist before and during treatment with Olumiant if you:

- are older than 65. Patients aged 65 years and older may be at increased risk of infections, heart problems including heart attack and some types of cancer. Your doctor will discuss with you if Olumiant is appropriate for you
- have an infection, or if you often get infections. Tell your doctor if you get symptoms such as fever, wounds, feeling more tired than usual or dental problems as these can be signs of infection. Olumiant can reduce your body’s ability to fight infections and may make an existing infection worse or increase the chance of you getting a new infection. If you have diabetes or are older than 65 you may have an increased chance of getting infections
- have, or have previously had, tuberculosis. You may need tests to check for tuberculosis before you are given Olumiant. Tell your doctor if you get persistent cough, fever, night sweats and weight loss during Olumiant treatment as these can be signs of tuberculosis
- have had a herpes infection (shingles), because Olumiant may allow it to come back. Tell your doctor if you get painful skin rash with blisters during Olumiant treatment as these can be signs of shingles
- have, or have previously had, hepatitis B or C
- are due to have a vaccine. You should not be given certain (live) vaccines while using Olumiant
- have or have had cancer, smoke or have smoked in the past, because your doctor will discuss with you if Olumiant is appropriate for you
- have poor liver function
- have, or have had, heart problems, because your doctor will discuss with you if Olumiant is appropriate for you
- have previously had blood clots in the veins of your legs (deep vein thrombosis) or lungs (pulmonary embolism), or have an increased risk for developing this (for example: if you had recent major surgery, if you use hormonal contraceptives\hormonal replacement therapy, or if a

coagulation defect is identified in you or your close relatives). Your doctor will discuss with you if Olumiant is appropriate for you. Tell your doctor if you get sudden shortness of breath or difficulty breathing, chest pain or pain in upper back, swelling of the leg or arm, leg pain or tenderness, or redness or discoloration in the leg or arm as these can be signs of blood clots in the veins

- have had diverticulitis (a type of inflammation of the large intestine) or ulcers in stomach or intestines (see section 4)
- Non-melanoma skin cancer has been observed in patients taking Olumiant. Your doctor may recommend that you have regular skin examinations while taking Olumiant. If new skin lesions appear during or after therapy or if existing lesions change appearance, tell your doctor.

If you notice any of the following serious side effects, you need to tell a doctor straight away:

- wheezing
- severe dizziness or light-headedness
- swelling of the lips, tongue or throat
- hives (itching or skin rash)
- severe abdominal pain especially accompanied with fever, nausea and vomiting.
- severe chest pain or tightness (that may spread to arms, jaw, neck, back)
- shortness of breath
- cold sweat
- one-sided weakness in arm and/or leg
- slurred speech

You may need blood tests before you start Olumiant, or while you are taking it, to check if you have a low red blood cell count (anaemia), low white blood cell count (neutropaenia or lymphopaenia), high blood fat (cholesterol) or high levels of liver enzymes, to ensure that treatment with Olumiant is not causing problems.

Children and adolescents

If possible, children and adolescents should be up to date with all vaccinations before using Olumiant.

Do not give this medicine to children younger than 2 years of age.

Do not give this medicine to children and adolescents with alopecia areata under 18 years old, because there is no information on use in this disease.

Other medicines and Olumiant

Tell your doctor or pharmacist if you are taking, have recently taken, or might take, any other medicines.

In particular, tell your doctor or pharmacist before taking Olumiant if you are taking any other medicine such as:

- probenecid (for gout), since this medicine may increase the levels of Olumiant in your blood. If you are taking probenecid, the recommended dose of Olumiant for adults is 2 mg once a day and for children and adolescents the dose should be reduced by half.
- injectable anti-rheumatic medicine
- injectable medicines that depress the immune system, including so called targeted biologic (antibody) therapies
- medicines which are used to control the body's immune response, such as azathioprine, tacrolimus or ciclosporin
- other medicines belonging to the group of Janus kinase inhibitors
- medicines that may increase your risk of diverticulitis such as a non-steroidal anti-inflammatory medicines (usually used to treat painful and/or inflammatory conditions of muscle or joints) and/or opioids (used to treat severe pain), and/or corticosteroids (usually used to treat inflammatory conditions) (see section 4)

Pregnancy and breast-feeding

If you are pregnant or breast-feeding, think you may be pregnant or are planning to have a baby, ask your doctor or pharmacist for advice before taking this medicine.

You should use an effective method of contraception to avoid becoming pregnant during treatment with Olumiant and for at least one week after the last Olumiant treatment. You must tell your doctor if you become pregnant as Olumiant should not be used during pregnancy.

You should not use Olumiant while breast-feeding as it is not known if this medicine passes into milk. You and your doctor should decide if you will breast-feed or use Olumiant. You should not do both.

Driving and using machines

Olumiant has no effect on the ability to drive and use machines.

Olumiant contains sodium

This medicine contains less than 1 mmol sodium (23 mg) per tablet, that is to say essentially “sodium-free”.

3. How to take Olumiant

Treatment should be started by a doctor experienced in the diagnosis and treatment of your condition. Always take this medicine exactly as your doctor or pharmacist has told you. Check with your doctor or pharmacist if you are not sure.

Adults with rheumatoid arthritis, atopic dermatitis and alopecia areata

The recommended dose is 4 mg once a day. Your doctor may give you a lower dose of 2 mg once a day, particularly if you are over 65 years old or if you have an increased risk of infections, of blood clots, major cardiovascular events or cancer.

If the medicine is working well, your doctor may decide the dose can be reduced.

If you have reduced kidney function, the recommended dose of Olumiant is 2 mg once a day.

Use in children and adolescents

The recommended dose is 4 mg once a day for patients ≥ 30 kg. For patients 10 kg to < 30 kg the recommended dose is 2 mg once a day.

If you have reduced kidney function, the recommended dose of Olumiant should be reduced by half.

For paediatric patients who are unable to swallow whole tablets, the tablets may be dispersed in water:

- Place whole tablet in a container with 5-10 mL of water at room temperature and gently swirl to disperse (break apart) tablet. It may take up to 10 minutes for the tablet to disperse into a cloudy pale pink suspension. Some settling may occur.
- After the tablet is dispersed, gently swirl again and then swallow mixture immediately
- Rinse the container with 5-10 mL of water at room temperature by swirling, and swallow the mixture immediately to ensure full dose is delivered.

Only water should be used to disperse the tablet.

After the tablet is dispersed in water it can be used for up to 4 hours if kept at room temperature.

If a tablet is dispersed in water and only part of the dispersed dose is taken, wait until the next day to take the next scheduled dose.

Method of administration

Olumiant is for oral use. You should swallow your tablet with a drink of water.

You can take the tablets either with or without food. To help you remember to take Olumiant, you may find it easier to take it at the same time every day.

If you take more Olumiant than you should

If you take more Olumiant than you should, contact your doctor. You may get some of the side effects described in section 4.

If you forget to take Olumiant

- If you miss a dose, take it as soon as you remember.
- If you forget your dose for an entire day, just skip the missed dose and take only a single dose as usual the following day.
- Do not take a double dose to make up for a forgotten tablet.

If you stop taking Olumiant

Do not stop taking Olumiant unless your doctor tells you to stop taking it.

If you have any further questions on the use of this medicine, ask your doctor or pharmacist.

4. Possible side effects

Like all medicines, this medicine can cause side effects, although not everybody gets them.

Serious side effects

Infection such as shingles and pneumonia, which may affect up to 1 in 10 people:

Tell your doctor or seek medical help immediately if you get the following symptoms, which may be signs of:

- shingles (herpes zoster): painful skin rash with blisters and fever (this was very rare in atopic dermatitis and uncommon in alopecia areata)
- pneumonia: persistent cough, fever, shortness of breath, and tiredness (this was uncommon in atopic dermatitis and alopecia areata)

Serious pneumonia and serious herpes zoster were uncommon.

Other side effects

Very common (may affect more than 1 in 10 people)

- throat and nose infections
- high levels of blood fat (cholesterol) shown by blood test

Common (may affect up to 1 in 10 people)

- cold sores (herpes simplex)
- infection causing a sick stomach or diarrhoea (gastroenteritis)
- urinary infection
- high number of platelets (cells involved in blood clotting), shown by blood test (this was uncommon in atopic dermatitis and alopecia areata)
- headache
- feeling sick in the stomach (nausea; this was uncommon in atopic dermatitis)
- stomach pain (this was uncommon in alopecia areata)
- high levels of liver enzymes, shown by blood test (this was uncommon in atopic dermatitis)
- rash
- acne (this was uncommon in rheumatoid arthritis)
- increase in an enzyme called creatine kinase, shown by a blood test (this was uncommon in rheumatoid arthritis)
- inflammation (swelling) of the hair follicles particularly in the scalp region associated with hair regrowth (observed in alopecia areata)

Uncommon (may affect up to 1 in 100 people)

- low number of white blood cells (neutrophils), shown by blood test
- high levels of blood fat (triglycerides), shown by blood test
- high levels of liver enzymes, shown by blood test (this was common in alopecia areata)
- weight gain
- swelling of the face
- urticaria
- blood clots in the blood vessels of the lungs
- blood clot in the veins of the legs or pelvis, called a deep vein thrombosis (DVT)
- diverticulitis (painful inflammation of small pockets in the lining of your intestine)

Children and adolescents

- **Polyarticular juvenile idiopathic arthritis, enthesitis-related arthritis and juvenile psoriatic arthritis:** In a study of children 2 years of age and older with polyarticular juvenile idiopathic arthritis, enthesitis-related arthritis and juvenile psoriatic arthritis, headache was very common, low number of white blood cells and blood clots in the lungs were common (1 out of 82 children each).
- **Paediatric atopic dermatitis:** In a study of children 2 years of age and older with atopic dermatitis, side effects were consistent with those seen in adult patients with the exception of low number of white blood cells (neutrophils), which was more common compared to adults.

Reporting of side effects

If you get any side effects, talk to your doctor, pharmacist or nurse. This includes any possible side effects not listed in this leaflet. You can also report side effects directly via the national reporting system listed in [Appendix V](#). By reporting side effects you can help provide more information on the safety of this medicine.

5. How to store Olumiant

Keep this medicine out of the sight and reach of children.

This medicine does not require any special storage conditions.

Do not use this medicine after the expiry date which is stated on the blister and carton after 'EXP'. The expiry date refers to the last day of that month.

Do not throw away any medicines via wastewater or household waste. Ask your pharmacist how to throw away medicines you no longer use. These measures will help protect the environment.

6. Contents of the pack and other information

What Olumiant contains

- The active substance is baricitinib. Each tablet contains 1, 2 or 4 milligrams of baricitinib.
- The other ingredients are: microcrystalline cellulose, croscarmellose sodium (see section 2 "Olumiant contains sodium"), magnesium stearate, mannitol, iron oxide red (E172), lecithin (soya) (E322), macrogol, poly (vinyl alcohol), talc and titanium dioxide (E171).

What Olumiant looks like and contents of the pack

Olumiant 1 mg film-coated tablets are very light pink, 6.75 mm round tablets, with “Lilly” on one side and “1” on the other.

Olumiant 2 mg film-coated tablets are light pink, 9 x 7.5 mm oblong tablets, with “Lilly” on one side and “2” on the other.

Olumiant 4 mg film-coated tablets are medium pink, 8.5 mm round tablets, with “Lilly” on one side and “4” on the other.

The tablets are rounded and have hollow sides to help you pick them up.

Olumiant 1 mg is available in blister packs of 14 and 28 tablets in calendar blisters and 28 x 1 tablets in perforated unit dose blisters. Olumiant 2 mg and 4 mg are available in blister packs of 14, 28, 35, 56, 84 and 98 tablets in calendar blisters and 28 x 1 and 84 x 1 tablets in perforated unit dose blisters. Not all the pack sizes may be marketed.

Marketing Authorisation Holder

Eli Lilly Nederland B.V., Papendorpseweg 83, 3528BJ, Utrecht, The Netherlands.

Manufacturer

Lilly S.A., Avda. de la Industria 30, 28108 Alcobendas, Madrid, Spain.

For any information about this medicine, please contact the local representative of the Marketing Authorisation Holder:

Belgique/België/Belgien

Eli Lilly Benelux S.A./N.V.
Tél/Tel: + 32-(0)2 548 84 84

Lietuva

Eli Lilly Lietuva
Tel. +370 (5) 2649600

България

ТП "Ели Лили Недерланд" Б.В. - България
тел. + 359 2 491 41 40

Luxembourg/Luxemburg

Eli Lilly Benelux S.A./N.V.
Tél/Tel: + 32-(0)2 548 84 84

Česká republika

ELI LILLY ČR, s.r.o.
Tel: + 420 234 664 111

Magyarország

Lilly Hungária Kft.
Tel: + 36 1 328 5100

Danmark

Eli Lilly Danmark A/S
Tlf: +45 45 26 60 00

Malta

Charles de Giorgio Ltd.
Tel: + 356 25600 500

Deutschland

Lilly Deutschland GmbH
Tel. + 49-(0) 6172 273 2222

Nederland

Eli Lilly Nederland B.V.
Tel: + 31-(0) 30 60 25 800

Eesti

Eli Lilly Nederland B.V.
Tel: +372 6 817 280

Norge

Eli Lilly Norge A.S.
Tlf: + 47 22 88 18 00

Ελλάδα

ΦΑΡΜΑΣΕΡΒ-ΛΙΛΛΥ Α.Ε.Β.Ε.
Τηλ: +30 210 629 4600

Österreich

Eli Lilly Ges.m.b.H.
Tel: + 43-(0) 1 711 780

España

Lilly S.A.
Tel: + 34-91 663 50 00

Polska

Eli Lilly Polska Sp. z o.o.
Tel: +48 22 440 33 00

France

Lilly France
Tél: +33-(0) 1 55 49 34 34

Hrvatska

Eli Lilly Hrvatska d.o.o.
Tel: +385 1 2350 999

Ireland

Eli Lilly and Company (Ireland) Limited
Tel: + 353-(0) 1 661 4377

Ísland

Icepharma hf.
Sími + 354 540 8000

Italia

Eli Lilly Italia S.p.A.
Tel: + 39- 055 42571

Κύπρος

Phadisco Ltd
Τηλ: +357 22 715000

Latvija

Eli Lilly (Suisse) S.A Pārstāvniecība Latvijā
Tel: +371 67364000

Portugal

Lilly Portugal Produtos Farmacêuticos, Lda
Tel: + 351-21-4126600

România

Eli Lilly România S.R.L.
Tel: + 40 21 4023000

Slovenija

Eli Lilly farmacevtska družba, d.o.o.
Tel: +386 (0)1 580 00 10

Slovenská republika

Eli Lilly Slovakia s.r.o.
Tel: + 421 220 663 111

Suomi/Finland

Oy Eli Lilly Finland Ab
Puh/Tel: + 358-(0) 9 85 45 250

Sverige

Eli Lilly Sweden AB
Tel: + 46-(0) 8 7378800

United Kingdom (Northern Ireland)

Eli Lilly and Company (Ireland) Limited
Tel: + 353-(0) 1 661 4377

This leaflet was last revised in

Other sources of information

Detailed information on this medicine is available on the European Medicines Agency web site:
<http://www.ema.europa.eu>.

QR code to be included + www.olumiant.eu

Please remove this portion of the package leaflet and keep it with you.

Information for Patients about OLUMIANT (baricitinib)

This document contains important information you should be aware of before and during treatment with Olumiant.

Keep this information with you and share it with other healthcare professionals involved in your medical care or treatment.

Pregnancy:

- Do not take Olumiant if you are pregnant or suspect you may be pregnant.
- Use effective contraception while taking Olumiant (and for 1 week after, if you stop treatment).
- Tell your doctor immediately if you become (or wish to become) pregnant.

Infections:

Olumiant may make an existing infection worse or increase the chance of you getting a

<p>Your name:</p> <hr/>	<p>new infection or increase the chance of viral reactivation. If you have diabetes or are older than 65 you may have an increased chance of getting infections. The infection can become serious if not treated. Inform your doctor immediately if you get symptoms of infection, such as:</p>
<p>Doctor's name (who prescribed Olumiant):</p> <hr/>	<ul style="list-style-type: none"> • Fever, wounds, feeling more tired than usual, or dental problems. • A cough that won't go away, night sweats, and weight loss. These could be symptoms of tuberculosis (an infectious disease of the lungs). • A painful skin rash with blisters. This could be a sign of a herpes zoster infection.
<p>Doctor's phone number:</p> <hr/>	<p><u>Non-melanoma skin cancer:</u> Non-melanoma skin cancer has been observed in patients taking Olumiant. If new skin lesions appear during or after therapy or if existing lesions change appearance, tell your doctor.</p>
	<p><u>Blood clots:</u> Olumiant may cause a condition in which a blood clot forms in your leg that may travel to your lungs. Inform your doctor immediately if you experience any of the following symptoms:</p> <ul style="list-style-type: none"> • Swelling or pain in one leg or arm • Warmth or redness in one leg or arm • Shortness of breath which is unexpected • Rapid breathing • Chest pain
	<p><u>Heart attack or stroke:</u> Inform your doctor immediately if you experience any of the following:</p> <ul style="list-style-type: none"> • Severe chest pain or tightness (that may spread to arms, jaw, neck, back) • Shortness of breath • Cold sweat • One-sided weakness in arm and/or leg • Slurred speech