

**ANNEX I**  
**SUMMARY OF PRODUCT CHARACTERISTICS**

▼ This medicinal product is subject to additional monitoring. This will allow quick identification of new safety information. Healthcare professionals are asked to report any suspected adverse reactions. See section 4.8 for how to report adverse reactions.

## **1. NAME OF THE MEDICINAL PRODUCT**

Eladynos 80 micrograms/dose solution for injection in pre-filled pen.

## **2. QUALITATIVE AND QUANTITATIVE COMPOSITION**

Each dose (40 microliters) contains 80 micrograms of abaloparatide.

Each pre-filled pen contains 3 mg of abaloparatide in 1.5 mL of solution (corresponding to 2 milligrams per mL).

For the full list of excipients, see section 6.1.

## **3. PHARMACEUTICAL FORM**

Solution for injection (injection).  
Colourless, clear solution.

## **4. CLINICAL PARTICULARS**

### **4.1 Therapeutic indications**

Treatment of osteoporosis in postmenopausal women at increased risk of fracture (see section 5.1).

### **4.2 Posology and method of administration**

#### Posology

The recommended dose is 80 micrograms once daily.

The maximum total duration of treatment with abaloparatide should be 18 months (see sections 4.4 and 5.1).

Patients should receive supplemental calcium and vitamin D if dietary intake is inadequate.

Following cessation of abaloparatide therapy, patients may be continued on other osteoporosis therapies such as bisphosphonates.

#### Missed dose

If a patient forgets or cannot administer their dose at the usual time, it can be injected within 12 hours of the normally scheduled time. Patients should not administer more than one injection in the same day and should not try to make up for a missed dose.

### Special populations

#### *Elderly patients*

Dose adjustment based on age is not required (see section 5.2).

#### *Renal impairment*

Abaloparatide must not be used in patients with severe renal impairment including patients with end-stage renal disease (see section 4.3). In patients with mild to moderate renal impairment, dose-based adjustment is not required (see section 5.2).

#### *Hepatic impairment*

No data are available in patients with impaired hepatic function. Dose adjustment is not required for these patients, as it is unlikely that hepatic impairment will have a significant effect on abaloparatide exposure (see section 5.2).

#### *Paediatric population*

Abaloparatide should not be used in children and adolescents less than 18 years because of safety concerns (see section 5.3).

### Method of administration

For subcutaneous use only.

The first injection(s) administered by the patient or caregiver should be performed under the guidance of an appropriately qualified health care professional (see section 4.4). Patients and/or caregivers should be trained in the subcutaneous administration of abaloparatide (see section 6.6). A detailed instruction for use is included in each pack to instruct patients on the correct use of the injection pen.

Abaloparatide should be injected in the lower abdomen. The site of the injection should be rotated every day. Injections should be administered at approximately the same time every day.

### **4.3 Contraindications**

- Hypersensitivity to the active substance or to any of the excipients listed in section 6.1
- Pregnancy and breast-feeding (see section 4.6)
- Women of childbearing potential (see sections 4.6 and 5.3)
- Pre-existing hypercalcaemia
- Severe renal impairment (see sections 4.2 and 5.2)
- Unexplained elevations of serum alkaline phosphatase
- Patients with known risks for osteosarcoma such as those who have received prior external beam or implant radiation therapy involving the skeleton (see section 5.3)
- Patients with skeletal malignancies or bone metastases

### **4.4 Special warnings and precautions for use**

#### Orthostatic hypotension and increased heart rate

Orthostatic hypotension and transient episodes of increase in heart rate may occur with abaloparatide, typically within 4 hours of injection. Symptoms may include dizziness, palpitations, tachycardia, or nausea, and may resolve by having the patient lie down. The first injection(s) of abaloparatide should be performed under the guidance of an appropriately qualified health care professional who may observe the

patient during the first hour after injection. Abaloparatide should always be administered where the patient can sit or lie down if necessary.

Abaloparatide may have vasodilating effect on vascular smooth muscle and positive chronotropic/inotropic effects on cardiac muscle. Individual benefit risk assessment is important. Blood pressure, cardiac status and ECG should be assessed prior to beginning treatment with abaloparatide. Patients with cardiac disease should be monitored for worsening of their disease. If severe orthostatic hypotension or severe cardiovascular symptoms occur, the treatment should be discontinued.

### Hypercalcaemia

In normocalcaemic patients, transient elevations of serum calcium concentrations have been observed following abaloparatide injection. Serum calcium concentrations reach a maximum at approximately 4 hours and return to baseline by 24 hours after each dose. Therefore, if blood samples for serum calcium measurements are taken, this should be done approximately 24 hours after the most recent injection. Routine calcium monitoring during therapy is not required in patients without additional risk factors for hypercalcaemia.

### Hypercalciuria and urolithiasis

Abaloparatide may cause hypercalciuria. It is unknown whether abaloparatide may exacerbate urolithiasis in patients with active or a history of urolithiasis. If active urolithiasis or pre-existing hypercalciuria is suspected, measurement of urinary calcium excretion should be considered.

### Duration of treatment

The maximum total duration of treatment with abaloparatide should be 18 months. Studies in rats indicate an increased incidence of osteosarcoma with long-term administration of abaloparatide (see section 5.3).

### Sodium content

This medicinal product contains less than 1 mmol sodium (23 mg) per dose, that is to say essentially 'sodium free'.

## **4.5 Interaction with other medicinal products and other forms of interaction**

No dedicated clinical drug-drug interaction studies have been performed with abaloparatide. The interaction potential of abaloparatide is regarded low considering its pharmacokinetic properties.

There is no data on efficacy of abaloparatide in patients with prior or concomitant bisphosphonate or glucocorticoid treatment.

Concomitant use of vasoactive medicinal products may predispose to orthostatic hypotension since the blood pressure lowering effect of abaloparatide may be increased, see section 4.4.

Sporadic case reports have suggested that hypercalcaemia may predispose patients to digitalis toxicity. Because abaloparatide has been shown to increase serum calcium, it should be used with caution in patients taking digitalis.

#### **4.6 Fertility, pregnancy and lactation**

This medicine is not indicated in women of childbearing potential. It is not to be used in women who are, or may be, pregnant or breast-feeding (see sections 4.1 and 4.3).

##### Pregnancy

Eladynos is contraindicated during pregnancy (see section 4.3).

##### Breast-feeding

It is unknown whether abaloparatide is excreted in human milk. A risk to the newborns/infants cannot be excluded. Eladynos is contraindicated during breast-feeding (see section 4.3).

##### Fertility

No data are available on the effect of abaloparatide on human fertility. Studies in rats with abaloparatide have shown no effects on male fertility (see section 5.3).

#### **4.7 Effects on ability to drive and use machines**

Abaloparatide has no or negligible influence on the ability to drive and use machines. Transient orthostatic hypotension or dizziness may occur following administration of abaloparatide (see section 4.8). These patients should refrain from driving or the use of machines until symptoms have subsided.

#### **4.8 Undesirable effects**

##### Summary of the safety profile

The most commonly reported adverse drug reactions in patients treated with abaloparatide in the ACTIVE study were hypercalciuria (15.6%), dizziness (11.1%), back pain (8.6%), nausea (8.5%), headache (8.5%), arthralgia (8.4%), hypertension (6.8%), injection site reaction (6.2%), and palpitations (5.6%).

##### Tabulated list of adverse reactions

Of patients in the abaloparatide ACTIVE study, 90.3% of the abaloparatide patients and 88.4% of the placebo patients reported at least 1 adverse event.

The adverse reactions associated with the use of abaloparatide in osteoporosis in the ACTIVE study and in postmarketing exposure are summarised in the table below. The following MedDRA convention has been used for the classification of the adverse reactions: very common ( $\geq 1/10$ ), common ( $\geq 1/100$  to  $< 1/10$ ), uncommon ( $\geq 1/1\ 000$  to  $< 1/100$ ), rare ( $\geq 1/10\ 000$  to  $< 1/1\ 000$ ), very rare ( $< 1/10\ 000$ ), and frequency not known (cannot be estimated from the available data).

**Table 1 – Tabulated list of adverse reactions**

<b>Immune system disorders</b> <i>Uncommon:</i> Hypersensitivity <i>Frequency not known:</i> Anaphylactic reaction
<b>Metabolism and nutrition disorders</b> <i>Common:</i> Hypercalcaemia, hyperuricaemia
<b>Psychiatric disorders</b> <i>Common:</i> Insomnia
<b>Nervous system disorders</b> <i>Very common:</i> Dizziness <i>Common:</i> Headache
<b>Cardiac disorders</b> <i>Common:</i> Palpitations, tachycardia
<b>Vascular disorders</b> <i>Common:</i> Hypertension <i>Uncommon:</i> Orthostatic hypotension
<b>Gastrointestinal disorders</b> <i>Common:</i> Nausea, abdominal pain, constipation, diarrhoea, vomiting <i>Uncommon:</i> Abdominal distension
<b>Skin and subcutaneous tissue disorders</b> <i>Common:</i> Pruritus, rash
<b>Musculoskeletal and connective tissue disorders</b> <i>Common:</i> Back pain, arthralgia, pain in extremity, muscle spasms (back and legs), bone pain
<b>Renal and urinary disorders</b> <i>Very common:</i> Hypercalciuria <i>Common:</i> Nephrolithiasis
<b>General disorders and administration site conditions</b> <i>Common:</i> Injection site reaction, fatigue, asthenia, malaise <i>Uncommon:</i> Pain

Description of selected adverse reactions

Increased heart rate

In the QT study, the placebo-adjusted mean heart rate increase was 14.5 beats per minute (bpm) 15 minutes after administration. This increase in heart rate was most prominent during the first hour post dose but was seen up to 6 hours in some subjects.

In the ACTIVE study, heart rate was measured one hour post dose of every study visit, with median heart rate increase from pre-dose of 14 bpm in abaloparatide treated patients as compared to 7 bpm in placebo treated patients. Patients with >20 bpm increase in heart rate at 1 hour after the first dose were more likely to experience palpitations and/or increases in heart rate >20 bpm during subsequent treatment. Adverse reactions of tachycardia and sinus tachycardia were reported in 1.6% of patients receiving abaloparatide and 0.4% of patients in the placebo group.

Orthostatic hypotension

In women with postmenopausal osteoporosis, adverse reactions of orthostatic hypotension were reported in 1% of patients receiving abaloparatide and 0.6% of patients in the placebo group.

### Injection site reactions

Abaloparatide can cause injection site reactions including injection site bruising, erythema, haemorrhage, hypersensitivity, pain, rash, and swelling. The overall incidence in the abaloparatide arm was 5.3% compared to 4.0% in the placebo group.

### Laboratory findings

#### *Serum calcium*

Abaloparatide can cause transient increases in serum calcium levels measured 4 hours post-dose. The overall incidence of hypercalcaemia, defined as albumin-corrected serum calcium  $\geq 2.67$  mmol/L (or  $\geq 10.7$  mg/dL) in the abaloparatide arm was higher (3.3%) compared to the placebo group (0.4%).

#### *Serum uric acid*

Abaloparatide increased serum uric acid concentrations. In the ACTIVE study, 25% of patients in the abaloparatide group had normal baseline uric acid concentrations which were increased above the normal range at post-baseline, compared with 5% in the placebo group.

#### *Hypercalciuria and urolithiasis*

In the clinical trial of women with postmenopausal osteoporosis, the overall incidence of urine calcium: creatinine ratio  $>0.00113$  mmol/ $\mu$ mol (or  $>400$  mg/g) was higher with abaloparatide than with placebo (20% vs 15%, respectively). Urolithiasis was reported in 1.4% of abaloparatide-treated patients and 1.2% of placebo-treated patients.

### Immunogenicity

Of the patients receiving abaloparatide for 18 months, 42.9% developed anti-abaloparatide antibodies and 28.5% developed *in vitro* neutralising antibodies. Formation of anti-abaloparatide antibodies is associated with increased clearance of abaloparatide. These changes in clearance could be related to anti-abaloparatide antibodies interfering with the accurate measurement of abaloparatide plasma concentrations. Compared to antibody negative patients, no clinically relevant differences in safety or efficacy were observed for patients who were antibody positive or who were positive for *in vitro* neutralising antibodies.

### Reporting of suspected adverse reactions

Reporting suspected adverse reactions after authorisation of the medicinal product is important. It allows continued monitoring of the benefit/risk balance of the medicinal product. Healthcare professionals are asked to report any suspected adverse reactions via the national reporting system listed in Appendix V.

## **4.9 Overdose**

### Signs and symptoms

In clinical trials, abaloparatide has been administered subcutaneously in single doses of up to 320 micrograms and in repeated doses of up to 120 micrograms/day for 7 days. The primary dose-limiting adverse effect was postural dizziness.

The effects of overdose that might be expected include transient hypocalciuria, hypercalcaemia, nausea, vomiting, dizziness, palpitations, orthostatic hypotension and headache.

In the clinical programme with an earlier pen design, accidental overdose was reported in a patient who received 400 micrograms in one day (5 times the recommended clinical dose). The patient experienced

asthenia, headache, nausea, and vertigo. Serum calcium was not assessed on the day of the overdose, but on the following day the patient's serum calcium was within the normal range.

#### Overdose management

There is no specific antidote for abaloparatide. Treatment of suspected overdose may include transitory discontinuation of treatment, monitoring of serum calcium and implementation of appropriate supportive measures, such as hydration.

## **5. PHARMACOLOGICAL PROPERTIES**

### **5.1 Pharmacodynamic properties**

Pharmacotherapeutic group: Calcium homeostasis, parathyroid hormones and analogues, ATC code: H05AA04

#### Mechanism of action

Abaloparatide is a 34 amino acid peptide that shares 41% homology to parathyroid hormone [PTH(1-34)] and 76% homology to parathyroid hormone related peptide [PTHrP(1-34)], and is an activator of the PTH1 receptor signalling pathway. Abaloparatide stimulates new bone formation on trabecular and cortical bone surfaces by stimulation of osteoblastic activity.

Abaloparatide causes transient and limited increases in bone resorption and increases bone density.

#### Clinical efficacy and safety

The efficacy and safety of once daily abaloparatide was evaluated in a randomised, multicentre, double-blind, placebo- and open-label active comparator-controlled (teriparatide) clinical study (ACTIVE study) for 18 months of treatment with 1 month follow-up in 2 070 postmenopausal women aged 50 to 86 years (mean age of 69; 15% were <65 years of age, 65% were 65 to <75 years of age, and 20% were ≥75 years of age) who were enrolled and randomised to receive abaloparatide 80 micrograms (N=696), placebo (N=688), or 20 micrograms teriparatide (N=686). Approximately 76% of patients were Caucasian, 19% were Asian, and 4% were Black. Of the total study population, 28% were Hispanic. Women took daily supplemental calcium (500 to 1 000 mg) and vitamin D (400 to 800 IU) per day. The primary endpoint in ACTIVE was the incidence of new vertebral fractures in abaloparatide-treated patients versus placebo.

At baseline, the mean T-scores were -2.9 at the lumbar spine, -2.2 at the femoral neck, and -1.9 at the total hip. At baseline, 42% of patients had no prior fracture, 23% of patients had at least one prevalent vertebral fracture, and 43% had at least one prior non-vertebral fracture.

#### Effect on new vertebral fractures

In the ACTIVE study at 18 months, abaloparatide and teriparatide significantly reduced the absolute risk of new vertebral fractures versus placebo in postmenopausal patients with osteoporosis ( $p < 0.0001$ ; see Table 2).



**Table 2 – ACTIVE Trial: the effect\* of abaloparatide on the risk of new vertebral fracture at 18 months**

Parameter	PBO (N=600)	ABL (N=583)	TER (N=600)
Number of women with vertebral fracture, n (%)	25 (4.2)	3 (0.5)	4 (0.7)
Absolute risk difference vs placebo <sup>†</sup> (%) (95% CI)	n/a	3.7 (2.0, 5.6)	3.5 (1.8, 5.5)

\*Based on Modified Intent to Treat Population (patients with baseline and post-baseline spine radiographs).

<sup>†</sup>Absolute risk difference was calculated as (PBO – ABL) and (PBO – TER).

PBO=placebo, ABL=abaloparatide, TER=teriparatide, CI=confidence interval

#### Effect on non-vertebral fractures

In the ACTIVE study at 19 months, the incidence of non-vertebral fractures was similar between the abaloparatide (2.7%) and teriparatide (2.0%) groups, and not statistically different compared to placebo (3.6%) (see Table 3).

**Table 3 – ACTIVE Trial: time-to-event of non-vertebral fracture at 19 months**

Parameter	PBO (N=688)	ABL (N=696)	TER (N=686)
K-M estimated event rate (%) (95% CI)	3.6 (2.3, 5.4)	2.7 (1.6, 4.4)	2.0 (1.1, 3.4)
Number of patients with event n (%)	21 (3.1)	15 (2.2)	12 (1.7)
Absolute risk difference vs placebo* (%) (95% CI)	n/a	0.9 (-1.1, 2.9)	1.6 (-0.3, 3.5)

\*Absolute risk difference was calculated as (PBO – ABL) and (PBO – TER).

PBO=placebo, ABL= abaloparatide, TER=teriparatide, K-M=Kaplan Meier, CI=confidence interval

#### Effect on bone mineral density (BMD)

In the ACTIVE study, abaloparatide significantly increased BMD at all anatomical sites measured, versus placebo at 6, 12 and 18 months. The mean percent change in BMD at 18 months was 9.1% vs 0.5% at the lumbar spine, 3.3% vs 0% at the total hip, and 2.7% vs -0.4% at the femoral neck for abaloparatide versus placebo groups, respectively (all p<0.0001). At the ultra-distal radius, the mean percent change in BMD at 18 months was 1.2% vs -1.0% for abaloparatide versus placebo groups.

Abaloparatide demonstrated consistent increases in BMD measurements regardless of age, years since menopause, race, geographic region, presence or absence of prior fracture (vertebral, non-vertebral), severity of disease, and BMD at baseline.

#### Bone turnover markers

In postmenopausal women with osteoporosis, the bone anabolic marker (s-PINP) showed a 90% increase above baseline at 1 month, and this effect was sustained throughout the abaloparatide treatment period. The bone resorption marker (s-CTX) showed no increase at 1 month, and a transient 22% increase above baseline at 3 months that returned to baseline at the end of treatment.

#### Post treatment management

##### Extension study

Upon completion of the ACTIVE trial, 963 patients, enrolled in the ACTIVEExtend trial, an open-label extension study, where all patients received up to 24 months of treatment with 70 mg alendronate (ALN) weekly and calcium and vitamin D supplements. This included 494 patients who had previously received

placebo and 469 patients who had previously received abaloparatide. Patients who received teriparatide during the ACTIVE trial were not eligible to participate in the ACTIVEExtend trial. Results for vertebral fracture risk reduction at 43 months since randomisation are presented in Table 4.

*Effect on new vertebral fractures – Extension study*

In the ACTIVEExtend study at 43 months, abaloparatide/ALN significantly reduced the absolute risk of new vertebral fractures vs placebo/ALN ( $p < 0.0001$ ; see Table 4). Teriparatide followed by alendronate has not been studied.

**Table 4 – ACTIVEExtend trial: the effect\* of abaloparatide/ALN on the risk of new vertebral fracture at 43 months<sup>†</sup>**

Parameter	PBO/ALN (N=489)	ABL/ALN (N=457)
Number of women with vertebral fracture, n (%)	26 (5.3)	4 (0.9)
Absolute risk difference vs placebo/ALN <sup>‡</sup> (%) (95% CI)	n/a	4.4 (2.3, 6.9)

\*Based on Modified Intent to Treat Population (patients with baseline and post-baseline spine radiographs).

<sup>†</sup>Alendronate started at 19 months

<sup>‡</sup>Absolute risk difference was calculated as (PBO/ALN – ABL/ALN).

PBO=placebo, ABL=abaloparatide, ALN=alendronate, CI=confidence interval

*Effect on non-vertebral fractures – Extension study*

In the ACTIVEExtend study at 43 months, abaloparatide/ALN numerically reduced the risk of non-vertebral fractures versus placebo/ALN. The incidence of non-vertebral fractures with abaloparatide/ALN (4.2%) was not statistically different compared to placebo (6.7%) (see Table 5).

**Table 5 – ACTIVEExtend trial: time-to-event of non-vertebral fracture at 43 months\***

Parameter	PBO/ALN (N=494)	ABL/ALN (N=469)
K-M estimated event rate (%) (95% CI)	6.7 (4.8, 9.3)	4.2 (2.7, 6.4)
Number of patients with event n (%)	32 (6.5)	19 (4.1)
Absolute risk difference vs placebo/ALN <sup>†</sup> (%) (95% CI)	n/a	2.5 (-0.4, 5.4)

\*Alendronate started at 19 months

<sup>†</sup> Absolute risk difference was calculated as (PBO/ALN – ABL/ALN).

PBO=placebo, ABL=abaloparatide, ALN=alendronate, K-M=Kaplan Meier, CI=confidence interval

*Effect on bone mineral density (BMD) – Extension study*

The mean percent change in BMD through 43 months was 14.7% vs 6.8% at the lumbar spine, 6.3% vs 2.9% at the total hip, 5.0% vs 1.6% at the femoral neck, and 1.1% vs 1.1% at the ultra-distal radius for abaloparatide/ALN versus placebo/ALN groups, respectively.

Paediatric population

The European Medicines Agency has waived the obligation to submit the results of studies with abaloparatide in all subsets of the paediatric population in the treatment of osteoporosis (see section 4.2 for information on paediatric use).

## 5.2 Pharmacokinetic properties

### Absorption

The median (range) time to peak concentration of abaloparatide 80 micrograms was 0.5 h (0.25 to 0.52 h) following subcutaneous administration. The absolute bioavailability of abaloparatide in healthy subjects after subcutaneous administration of 80 micrograms dose was about 39%.

### Distribution

The *in vitro* plasma protein binding of abaloparatide was approximately 70%. The volume of distribution was approximately 45 L.

### Biotransformation

No specific metabolism or excretion studies have been performed with abaloparatide. The metabolism of abaloparatide is consistent with non-specific proteolytic degradation into smaller peptide fragments, followed by elimination by renal clearance. *In vitro* studies showed that abaloparatide, at clinically relevant concentrations, does not inhibit or induce Cytochrome P450 enzymes.

### Elimination

The mean apparent total plasma clearance for subcutaneous administration is 168 L/h in healthy subjects, and the mean half-life of abaloparatide is about 1 h. The peptide fragments are primarily eliminated through renal excretion. Active secretion of abaloparatide in the kidneys cannot be ruled out.

Abaloparatide is not a substrate of the renal transporters P-gp, OAT1, OAT3, OCT2, MATE1 or MATE2K. Furthermore, abaloparatide does not inhibit P-gp, BCRP, OAT1, OAT3, OCT2, OATP1B1 and OATP1B3 transporters *in vitro* at its clinically relevant concentrations.

### Linearity

Abaloparatide systemic exposure was generally increasing with the increase of its subcutaneous doses from 5 micrograms up to 240 micrograms. There was a general tendency towards less than dose-proportional increases, and no further increase in abaloparatide systemic exposure was observed as its dose increased to 280 micrograms and 320 micrograms.

### Renal impairment

Abaloparatide exposure increased with decreasing CrCl. Subjects with mild, moderate and severe renal impairment had  $C_{max}$  increases of 3%, 28% and 44%, respectively, and AUC increases of 17%, 68% and 113%, respectively, compared to subjects with normal renal function (see sections 4.2 and 4.3).

No studies have been performed in patients undergoing dialysis for chronic renal failure.

### Hepatic impairment

No studies have been performed in patients with hepatic impairment. Abaloparatide is a peptide and not an inhibitor or an inducer of hepatic drug metabolising enzymes. The elimination is through proteolytic degradation and renal excretion, and it is unlikely that hepatic impairment will have any significant effect on abaloparatide exposure. No dose adjustment is needed for these patients (see section 4.2).

## Elderly

No age related differences in abaloparatide pharmacokinetics were detected during clinical studies, including postmenopausal women ranging from 49 to 86 years of age.

### **5.3 Preclinical safety data**

In a 2-year rat carcinogenicity study, abaloparatide displayed an increase in the overall incidence of osteosarcomas at doses that were 4 times higher than the systemic exposure observed in humans following a subcutaneous dose of 80 micrograms based on AUC comparisons. Neoplastic changes related to the treatment with abaloparatide consisted of dose-dependent increased incidence of osteosarcomas and osteoblastomas. The incidence and earliest occurrence of tumours was similar in both male and female rats. The relevance of these rat findings to humans is uncertain, thus the use of abaloparatide should be avoided for patients at increased risk of osteosarcoma.

In toxicology studies in rats and monkeys, findings included soft tissue mineralization at doses that were approximately 2 and 3 times, respectively, the exposure in humans at daily subcutaneous doses of 80 micrograms.

Subcutaneous administration of abaloparatide at doses that were approximately 0.3, 2.4 and 3.8 times the exposure in humans at daily subcutaneous doses of 80 micrograms to the conscious dog produced a dose-dependent transient increase in heart rate lasting approximately 3 hours, had marginal effects on mean arterial blood pressure. Additionally, abaloparatide had marginal effects on the QTc interval, with a non-significant tendency towards a decrease in QTc with increasing dose, which is consistent with its minimal effects on hERG potassium currents and Purkinje fibres at clinically relevant concentrations.

Abaloparatide was not genotoxic or mutagenic in a standard battery of tests.

No embryofetal development or pre/postnatal development studies have been conducted in female animals because the intended population for abaloparatide is postmenopausal women. Effects on male fertility were evaluated in rats, and no impact on male fertility was observed at doses 27 times the exposure in humans at daily subcutaneous doses of 80 micrograms.

## **6. PHARMACEUTICAL PARTICULARS**

### **6.1 List of excipients**

Phenol  
Water for injections  
Sodium acetate trihydrate (for pH adjustment)  
Acetic acid (for pH adjustment)

### **6.2 Incompatibilities**

In the absence of compatibility studies, this medicinal product must not be mixed with other medicinal products.

### **6.3 Shelf life**

3 years

After first use or once removed from the refrigerator, store the pen below 25 °C. It must be used within 30 days.

#### 6.4 Special precautions for storage

Store in a refrigerator (2 °C–8 °C). Do not freeze.

For storage conditions after the medicinal product is removed from the refrigerator, see section 6.3.

#### 6.5 Nature and contents of container

Cartridge (siliconised Type I glass) with a plunger (chlorobutyl rubber), crimp cap (bromobutyl rubber seal)/aluminium assembled into a disposable pen.

Eladynos is available in pack sizes of 1 or 3 pre-filled pens.

Each pre-filled pen contains 1.5 mL of solution (30 doses).

Not all pack sizes may be marketed.

#### 6.6 Special precautions for disposal and other handling

Each pen should be used by only one patient. A new, sterile needle must be used for every injection. The pen should only be used with 8 mm, 31-gauge needles. No needles are supplied with the medicinal product. Do not store the pen with the needle attached.

Eladynos should not be used if the solution is cloudy, coloured or contains particles.

Before using the pen device for the first time, the patient should read and understand the instructions on how to use the pen. A detailed Instructions for Use is provided with the pen in the carton.

#### Injecting Eladynos

##### Step 1 Check the Eladynos pen

- Before using the pen always check the label to be sure it is the correct pen.
- Make note of the date of Day 1 in the space provided on the carton. Do not use the pen for more than 30 consecutive days. **Dispose of the pen 30 days after first use.**
- Pull off the pen cap from the pen.
- **Check the Eladynos cartridge.** The liquid should be clear, colourless, and free of particles; if not, do not use. Small air bubbles may be present in the liquid; this is normal.

##### Step 2 Attach needle to the Eladynos pen

- Remove the protective paper from a new needle.
- **Push the capped needle straight** onto the pen and **twist until it is secure.** Make sure the needle is straight so that it doesn't bend when inserting. The pen will not work if the needle is not properly attached. Do not over-tighten as this may make the needle difficult to remove.
- Pull off the **outer needle cap** from the needle and keep it to use after the injection.
- Carefully pull off the **inner needle cap** and dispose of it.

**Step 3 Day 1 Only – Testing an Eladynos pen prior to first injection**

- The pen has **medicine for 30 days** and a small amount to test each pen **once**, to confirm it is working properly.
  - **Attention:** If the patient tests the pen before every injection, then the pen will run out of medicine early. **Therefore, perform Step 3 once for each pen, only on Day 1**, prior to first injection.
  - For **Day 2 through Day 30**, do not test the pen again, **go directly to Step 4 to set the dose for the injection.**
  - **Turn the dose knob** on the pen away from you (clockwise) until it stops. **“•80” will be lined up** in the dose display window.
  - **Hold the pen with the pen needle pointing up.**
  - **Press the green injection button** until it will not go any further. **Liquid, as a drop or stream, come out of the needle tip.** If no liquid appears, see Troubleshooting in the “Instructions for use” at the end of the package leaflet.
- “•0” will be lined up** in the dose display window.

**Step 4 Set the dose on the Eladynos pen**

- **Turn the white knob** on the pen away from you (clockwise) until the knob stops and **“•80” is lined up in the display window.** The pen is now ready for injection.

**Step 5 Choose and clean the injection site**

- Injections should be given in the lower abdomen. Avoid the 5 cm area around your belly button (navel).
- For each injection, select a different injection site on the abdomen each day. Only inject into clear skin. Do not inject into areas on the abdomen where the skin is tender, bruised, red, scaly, or hard. Avoid areas with scars or stretch marks.
- **Wipe the injection site with an alcohol swab** and allow it to dry.
- Do not touch, fan, or blow on the injection site after it has been cleaned.
- Note: It may be recommended to pinch up the skin at the site where the injection will occur. Once the needle enters the skin, the pinch can be released.

**Step 6 Giving your Eladynos pen injection**

- **Insert the needle** straight into your skin.
- **Press and HOLD the green button until ALL events below are complete and “•0” is displayed.**
- **Hold for 10 seconds** to give full dose, **withdraw pen from skin**, and **THEN release the button.**

**Step 7 Remove the pen needle**

- Carefully **place the outer needle cap back on the needle.** Then carefully press on the outer needle cap until it snaps into place and is secure.
- **Unscrew the capped needle** (like unscrewing a cap from a bottle). To unscrew the capped needle, squeeze the cap at the base against the needle and turn it 8 or more turns and then gently pull until the capped needle comes off.
- Note: Do not push down on the outer needle cap while unscrewing the needle.
- Note: You should see a gap widening between the outer needle cap and the pen as you unscrew the needle.

**Step 8 After your injection**

- Firmly **replace the pen cap** onto the pen.
- Keep the pen cap on your Eladynos pen between injections.
- The patient may have slight bleeding, this is normal. Do not rub the injection site. If slight bleeding occurs, press a cotton ball or gauze pad as needed to stop the bleeding. The patient may also cover the injection site with a small adhesive bandage.

Any unused medicinal product or waste material should be disposed of in accordance with local requirements.

**7. MARKETING AUTHORISATION HOLDER**

Theramex Ireland Limited  
3rd Floor, Kilmore House,  
Park Lane, Spencer Dock,  
Dublin 1  
D01 YE64  
Ireland

**8. MARKETING AUTHORISATION NUMBER(S)**

EU/1/22/1706/001  
EU/1/22/1706/002

**9. DATE OF FIRST AUTHORISATION/RENEWAL OF THE AUTHORISATION**

Date of first authorisation: 12 December 2022

**10. DATE OF REVISION OF THE TEXT**

Detailed information on this medicinal product is available on the website of the European Medicines Agency <http://www.ema.europa.eu>.

## **ANNEX II**

- A. MANUFACTURER RESPONSIBLE FOR BATCH RELEASE**
- B. CONDITIONS OR RESTRICTIONS REGARDING SUPPLY AND USE**
- C. OTHER CONDITIONS AND REQUIREMENTS OF THE MARKETING AUTHORISATION**
- D. CONDITIONS OR RESTRICTIONS WITH REGARD TO THE SAFE AND EFFECTIVE USE OF THE MEDICINAL PRODUCT**



## **A. MANUFACTURER RESPONSIBLE FOR BATCH RELEASE**

Name and address of the manufacturer responsible for batch release

Theramex Poland Sp. z o. o.  
Amsterdam Building,  
ul. Poleczki 35,  
02-822 Warszawa  
Poland

## **B. CONDITIONS OR RESTRICTIONS REGARDING SUPPLY AND USE**

Medicinal product subject to medical prescription.

## **C. OTHER CONDITIONS AND REQUIREMENTS OF THE MARKETING AUTHORISATION**

- **Periodic safety update reports (PSURs)**

The requirements for submission of PSURs for this medicinal product are set out in the list of Union reference dates (EURD list) provided for under Article 107c(7) of Directive 2001/83/EC and any subsequent updates published on the European medicines web-portal.

The marketing authorisation holder (MAH) shall submit the first PSUR for this product within 6 months following authorisation.

## **D. CONDITIONS OR RESTRICTIONS WITH REGARD TO THE SAFE AND EFFECTIVE USE OF THE MEDICINAL PRODUCT**

- **Risk management plan (RMP)**

The marketing authorisation holder (MAH) shall perform the required pharmacovigilance activities and interventions detailed in the agreed RMP presented in Module 1.8.2 of the marketing authorisation and any agreed subsequent updates of the RMP.

An updated RMP should be submitted:

- At the request of the European Medicines Agency;
- Whenever the risk management system is modified, especially as the result of new information being received that may lead to a significant change to the benefit/risk profile or as the result of an important (pharmacovigilance or risk minimisation) milestone being reached.

**ANNEX III**  
**LABELLING AND PACKAGE LEAFLET**

## **A. LABELLING**

**PARTICULARS TO APPEAR ON THE OUTER PACKAGING**

**CARTON**

**1. NAME OF THE MEDICINAL PRODUCT**

Eladynos 80 micrograms/dose solution for injection in pre-filled pen  
abaloparatide

**2. STATEMENT OF ACTIVE SUBSTANCE(S)**

Each dose of 40 microliters contains 80 micrograms of abaloparatide.

**3. LIST OF EXCIPIENTS**

Excipients: phenol, water for injections, sodium acetate trihydrate (for pH adjustment), acetic acid (for pH adjustment). See leaflet for further information.

**4. PHARMACEUTICAL FORM AND CONTENTS**

Solution for injection

1 pre-filled pen of 1.5 mL solution  
3 pre-filled pens of 1.5 mL solution

Each pre-filled pen contains 30 doses.

**5. METHOD AND ROUTE(S) OF ADMINISTRATION**

Read the package leaflet before use.  
Subcutaneous use

**6. SPECIAL WARNING THAT THE MEDICINAL PRODUCT MUST BE STORED OUT OF THE SIGHT AND REACH OF CHILDREN**

Keep out of the sight and reach of children.

**7. OTHER SPECIAL WARNING(S), IF NECESSARY**

**8. EXPIRY DATE**

EXP

After first use, store below 25 °C and discard after 30 days.

Date of Opening (Day 1): \_\_\_\_\_

**9. SPECIAL STORAGE CONDITIONS**

Store in a refrigerator. Do not freeze.

**10. SPECIAL PRECAUTIONS FOR DISPOSAL OF UNUSED MEDICINAL PRODUCTS OR WASTE MATERIALS DERIVED FROM SUCH MEDICINAL PRODUCTS, IF APPROPRIATE**

**11. NAME AND ADDRESS OF THE MARKETING AUTHORISATION HOLDER**

Theramex Ireland Limited  
3rd Floor, Kilmore House,  
Park Lane, Spencer Dock,  
Dublin 1  
D01 YE64  
Ireland

**12. MARKETING AUTHORISATION NUMBER(S)**

EU/1/22/1706/001  
EU/1/22/1706/002

**13. BATCH NUMBER**

Lot

**14. GENERAL CLASSIFICATION FOR SUPPLY**

**15. INSTRUCTIONS ON USE**

**16. INFORMATION IN BRAILLE**

Eladynos

**17. UNIQUE IDENTIFIER – 2D BARCODE**

2D barcode carrying the unique identifier included.

**18. UNIQUE IDENTIFIER – HUMAN READABLE DATA**

PC  
SN  
NN

**MINIMUM PARTICULARS TO APPEAR ON SMALL IMMEDIATE PACKAGING UNITS**

**PEN LABEL**

**1. NAME OF THE MEDICINAL PRODUCT AND ROUTE(S) OF ADMINISTRATION**

Eladynos 80 mcg/dose injection  
abaloparatide  
SC

**2. METHOD OF ADMINISTRATION**

Subcutaneous use

**3. EXPIRY DATE**

EXP

**4. BATCH NUMBER**

Lot

**5. CONTENTS BY WEIGHT, BY VOLUME OR BY UNIT**

1.5 mL  
30 doses

**6. OTHER**

## **B. PACKAGE LEAFLET**



## Package leaflet: Information for the user

### Eladynos 80 micrograms/dose solution for injection in pre-filled pen abaloparatide

▼ This medicine is subject to additional monitoring. This will allow quick identification of new safety information. You can help by reporting any side effects you may get. See the end of section 4 for how to report side effects.

#### **Read all of this leaflet carefully before you start using this medicine because it contains important information for you.**

- Keep this leaflet. You may need to read it again.
- If you have any further questions, ask your doctor or pharmacist.
- This medicine has been prescribed for you only. Do not pass it on to others. It may harm them, even if their signs of illness are the same as yours.
- If you get any side effects, talk to your doctor or pharmacist. This includes any possible side effects not listed in this leaflet. See section 4.

#### **What is in this leaflet**

1. What Eladynos is and what it is used for
2. What you need to know before you use Eladynos
3. How to use Eladynos
4. Possible side effects
5. How to store Eladynos
6. Contents of the pack and other information

#### **1. What Eladynos is and what it is used for**

Eladynos contains the active substance abaloparatide. It is used to treat osteoporosis in women after menopause.

Osteoporosis is especially common in women after menopause. The disease causes bones to become thin and fragile. If you have osteoporosis, you are more likely to break bones, especially in your spine, hips and wrists.

This medicine is used to make bone stronger and less likely to break.

#### **2. What you need to know before you use Eladynos**

##### **Do not use Eladynos if you**

- are allergic to abaloparatide or any of the other ingredients of this medicine (listed in section 6)
- are pregnant or breast-feeding
- are still able to get pregnant
- have high blood calcium levels
- have severely reduced kidney function
- have unexplained high blood levels of the enzyme alkaline phosphatase
- have had radiation therapy involving your bones

- have ever been diagnosed with bone cancer or other cancers that have spread to your bones

### **Warnings and precautions**

Talk to your doctor or pharmacist before or while using Eladynos if you:

- get dizzy when standing up, which may be because of a fall in blood pressure. Some patients may get dizzy or have a fast heartbeat within 4 hours after Eladynos has been injected. The first injection/injections should be performed under the guidance of a health care professional who may observe you during the first hour after injection. Always inject Eladynos in a location where you can sit or lie down right away if you get dizzy.
- have heart disease or high blood pressure. Your doctor may want to monitor you more closely.
- have continuing nausea, vomiting, constipation, low energy or muscle weakness. These may be signs of too much calcium in your blood.
- have high level of calcium in the urine, have or have had kidney stones. Eladynos may worsen your condition.

Before you begin treatment with Eladynos your blood pressure and condition of your heart will be examined.

The recommended treatment time of 18 months should not be exceeded.

### **Children and adolescents**

Eladynos should not be used in children and adolescents under 18 years.

### **Other medicines and Eladynos**

Tell your doctor or pharmacist if you are taking, have recently taken or might take any other medicines.

Especially tell your doctor or pharmacist if you take:

- digoxin or digitalis: medicines used to treat heart weakness, as the levels of calcium in your blood may increase with use of abaloparatide
- medicines to control high blood pressure, as they may worsen symptoms of low blood pressure, including dizziness

### **Pregnancy and breast-feeding**

Do not use Eladynos if you are pregnant, may become pregnant or are breast-feeding.

### **Driving and using machines**

Some patients may feel dizzy after injecting this medicine. If you feel dizzy do not drive or use machines until you feel better.

### **Eladynos contains sodium**

This medicine contains less than 1 mmol sodium (23 milligrams) per dose, that is to say essentially “sodium-free”.

## **3. How to use Eladynos**

Always use this medicine exactly as your doctor has told you. Check with your doctor or pharmacist if you are not sure.

The recommended dose is **one injection (80 micrograms) once daily** under the skin in the lower abdomen (belly). See grey shaded area of the first figure in Step 5 in the “Instructions for use” at the end of the package leaflet.

Preferably, inject Elyadynos at the same time each day to help you remember to use your medicine.

Do not inject Eladynos in the same place on your belly on consecutive days. Change where you inject this medicine each day to reduce the risk of injection site reactions. Only inject into clear skin. Do not inject into areas where the skin is tender, bruised, red, scaly or hard. Avoid areas with scars or stretch marks.

Please carefully follow the “**Instructions for use**” at the end of the package leaflet.

Your doctor may advise you to take supplementary calcium and vitamin D. Your doctor will tell you how much you should take each day.

#### **Duration of use**

Inject Eladynos each day for as long as prescribed by your doctor. The maximum total duration of treatment with Eladynos should not exceed 18 months.

#### **If you use more Eladynos than you should**

If you accidentally use more Eladynos than you should, contact your doctor or pharmacist. The effects of overdose that might be expected include nausea, vomiting, dizziness (especially when getting up quickly), faster heartbeat and headache.

#### **If you forget to use Eladynos**

If you miss a dose, use it as soon as possible within 12 hours of the normally scheduled time. Then inject your next dose the usual time next day.

If it is more than 12 hours since you should have used Eladynos, skip the missed dose. Then inject your next dose as usual on your next scheduled day.

Do not use a double dose to make up for a forgotten dose. Do not use more than one injection in the same day.

#### **If you stop using Eladynos**

Discuss this with your doctor before stopping treatment. Your doctor will advise you and decide how long you should be treated with Eladynos.

If you have any further questions on the use of this medicine, ask your doctor or pharmacist.

## **4. Possible side effects**

Like all medicines, this medicine can cause side effects, although not everybody gets them.

#### **Stop taking Eladynos and immediately contact your doctor or go to the emergency centre if you experience the following symptoms (severe allergic reaction):**

swelling of the face or tongue; wheezing and trouble breathing; hives, itching and flushed skin; severe vomiting or diarrhea; lightheadedness or loss of consciousness (frequency not known). These symptoms may be serious and potentially life-threatening.

Other side effects can occur with the following frequencies:

**Very common** (may affect more than 1 in 10 people)

- increase in calcium level seen in urine tests
- dizziness – see section 2 “Warnings and Precautions”

**Common** (may affect up to 1 in 10 people)

- increase in calcium level seen in blood tests
- increase in uric acid level seen in blood tests
- headache
- palpitations, increased heartbeat
- increase in blood pressure
- abdominal pain
- constipation, diarrhoea
- feeling sick (nausea), vomiting
- weakness, tiredness, feeling unwell
- injection site reactions such as bruising, rash and pain
- pain in bones, joints, hands, feet or back
- muscle spasms (back and legs)
- difficulty sleeping
- kidney stones
- itching, rash

**Uncommon:** may affect up to 1 in 100 people

- allergic reactions
- feeling bloated
- pain
- feeling dizzy or lightheaded on standing or sitting up because of a drop in blood pressure

### **Reporting of side effects**

If you get any side effects, talk to your doctor or pharmacist. This includes any possible side effects not listed in this leaflet. You can also report side effects directly via [the national reporting system listed in Appendix V](#). By reporting side effects, you can help provide more information on the safety of this medicine.

## **5. How to store Eladynos**

Keep this medicine out of the sight and reach of children.

Do not use this medicine after the expiry date which is stated on the carton and pen after EXP. The expiry date refers to the last day of that month.

Before first use, store in a refrigerator (2 °C–8 °C). Do not freeze. Avoid placing the pens close to the ice compartment of the refrigerator to prevent freezing. Do not use Eladynos if it is, or has been, frozen.

After first use, store below 25 °C and discard after 30 days.

Eladynos may only be stored at room temperature (below 25 °C) for 30 days.

Note the date of Day 1 in the space provided on the carton. Day 1 is the date of first use or the date the pen was removed from the refrigerator. This is to ensure you do not use the pen for more than 30 consecutive days or store the pen for longer than 30 days. After 30 days, throw away your pen in accordance with local requirements, even if it still contains unused medicine.

- Dispose of your old pen prior to opening a new Eladynos pen, to avoid potential confusion.
- Do not store the pen with the needle attached.
- Do not use this medicine if the solution is cloudy, coloured or contains particles.

Do not throw away any medicines or needles via wastewater or household waste. Ask your pharmacist how to throw away medicines you no longer use. These measures will help protect the environment.

## **6. Contents of the pack and other information**

### **What Eladynos contains**

- The active substance is abaloparatide.  
Each dose of 40 microliters contains 80 micrograms of abaloparatide.  
Each pre-filled pen contains 3 mg of abaloparatide in 1.5 mL of solution (corresponding to 2 milligrams per mL).
- The other ingredients are:
  - phenol
  - water for injections
  - sodium acetate trihydrate (See section 2 “Eladynos contains Sodium”) and acetic acid (both for pH adjustment)

### **What Eladynos looks like and contents of the pack**

Eladynos is a colourless and clear solution for injection (injection). It is supplied in a carton containing one or three pre-filled multi-dose pens each with 30 doses.

Not all pack sizes may be available.

### **Marketing Authorisation Holder**

Theramex Ireland Limited  
3rd Floor, Kilmore House,  
Park Lane, Spencer Dock,  
Dublin 1  
D01 YE64  
Ireland

### **Manufacturer**

Theramex Poland Sp. z o. o.  
Amsterdam Building,  
ul. Poleczki 35,  
02-822 Warszawa  
Poland

**This leaflet was last revised in.**

### **Other source of information**

Detailed information on this medicine is available on the European Medicines Agency web site:  
<https://www.ema.europa.eu/>

## Instructions for Use

Do not inject Eladynos until you or your caregiver receive training from a doctor, nurse or pharmacist on how to use the Eladynos pen.

DO NOT start the administration procedure until you have read the package leaflet and this instructions for use contained in your Eladynos carton thoroughly. Follow the instructions carefully whenever using the Eladynos pen.

Contact your doctor, nurse or pharmacist if you have any questions about how to use the Eladynos pen.

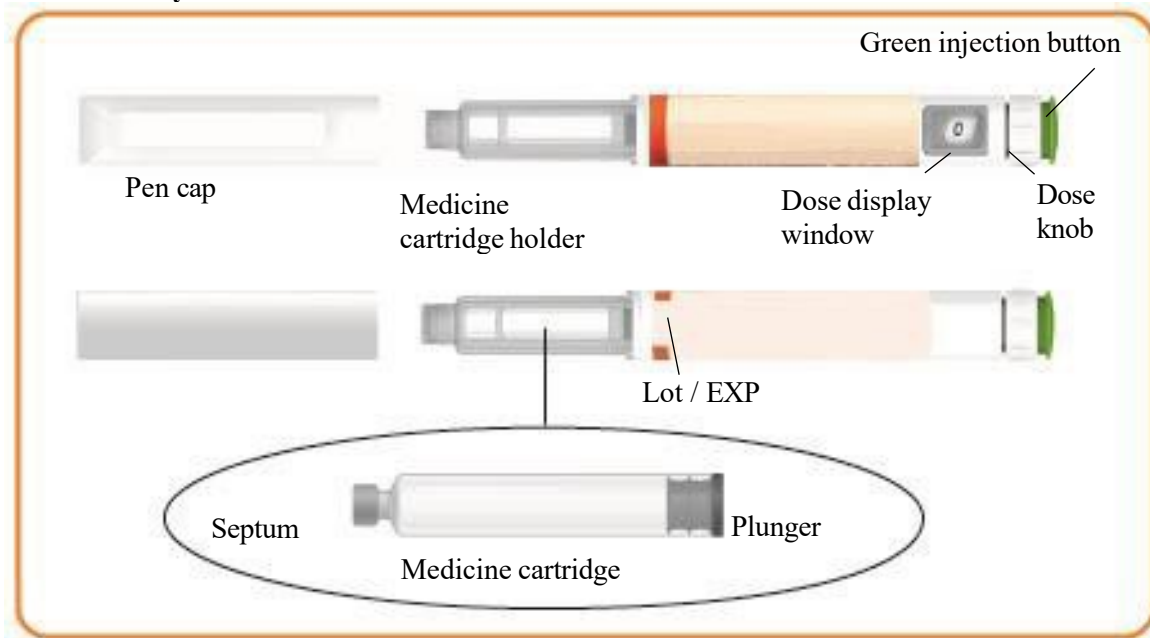
### Important information before using your Eladynos pen

- Do not share needles with other people. You may transmit a serious infection. Never share your Eladynos pen, even if the needle has been changed.
- Use a new needle for each injection.

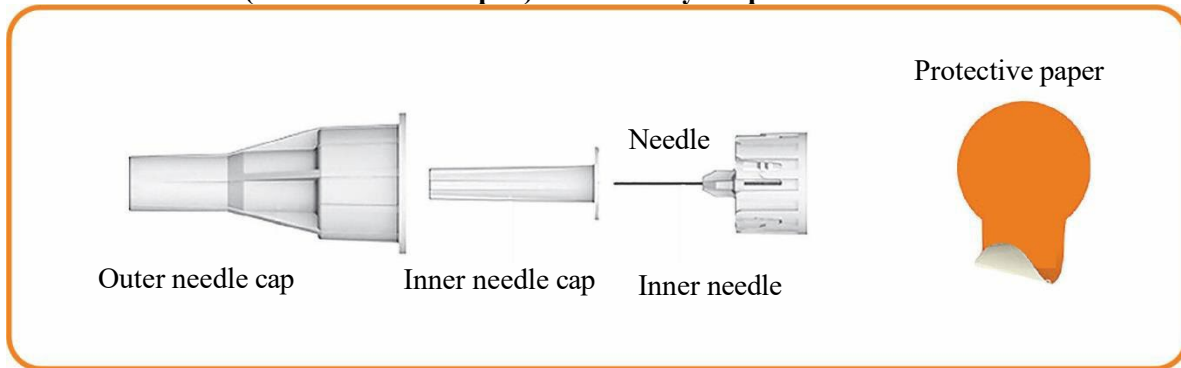
### Supplies you will need for each injection using your Eladynos pen

- 1 needle  
Needles are not included with your Eladynos pen. The correct needles to use with your Eladynos pen are 8 mm, 31-gauge needles.
- 1 alcohol swab
- 1 cotton ball or gauze pad
- 1 sharps disposal container for needles and Eladynos pens. See Section 5 of the Package leaflet for disposal information.

### Parts of the Eladynos Pen



## Parts of the needle (not included with pen) to use with your pen



## Injecting Eladynos

### Step 1 Check the Eladynos pen

Wash your hands.

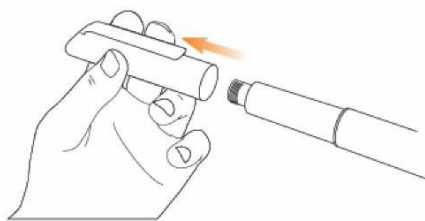
**Check the pen label** to make sure it is the correct medicine.

**Check the expiry date (EXP)** on the pen to make sure it has not passed.



Note the date of Day 1 to ensure you do not use the pen for more than 30 consecutive days.

Pull off the pen cap from your pen.



**Check that the pen, including the medicine cartridge is not damaged.**

The liquid should be clear, colourless and free of particles; if not, do not use.

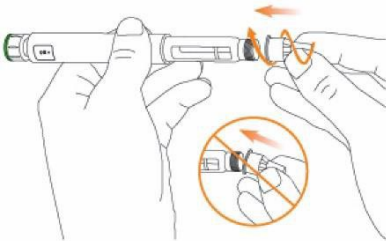
You may see small air bubbles in the liquid. This is normal.

### Step 2 Attach needle to your Eladynos pen

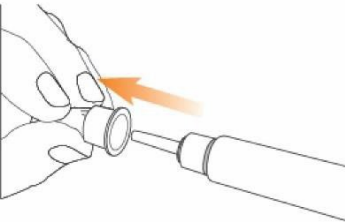
Remove the protective paper from a new needle.



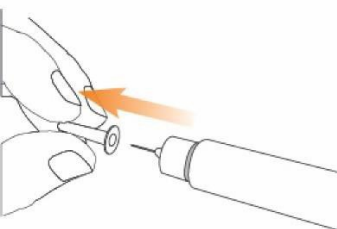
**Push the capped needle straight** onto the pen and **twist until it is secure**. Make sure the needle is straight so that it doesn't bend when inserting. The pen will not work if the needle is not properly attached. Do not over-tighten as this may make the needle difficult to remove. If the needle becomes bent, see below under "Troubleshooting".



Pull off the **outer needle cap** from the needle and keep it to use after your injection.



Carefully pull off the **inner needle cap** and dispose of it.



### **Step 3 Day 1 Only – Testing an Eladynos pen prior to first injection**

Your pen has medicine for 30 days, plus a small amount to test each pen once to confirm it is working properly.

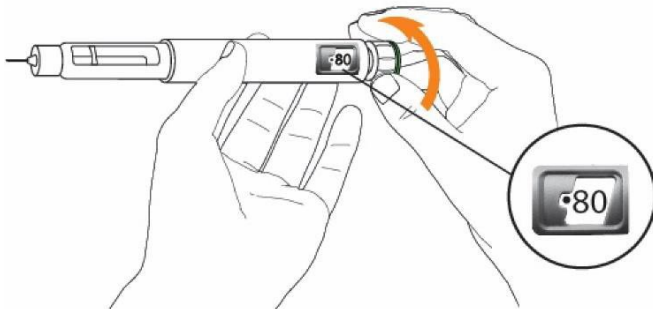
Attention: If you test the pen before every injection your pen will run out of medicine early. Therefore, **perform Step 3 only on Day 1**, prior to the first injection with each pen.



For Day 2 through Day 30 do not test the pen again; go directly to Step 4 to set the dose for your injection.

Holding the pen as illustrated, turn the dose knob on your pen away from you until it stops.

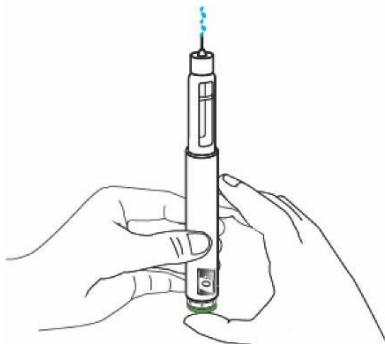
**You will see “•80” lined up** in the dose display window.



Hold the pen with the needle pointing up.

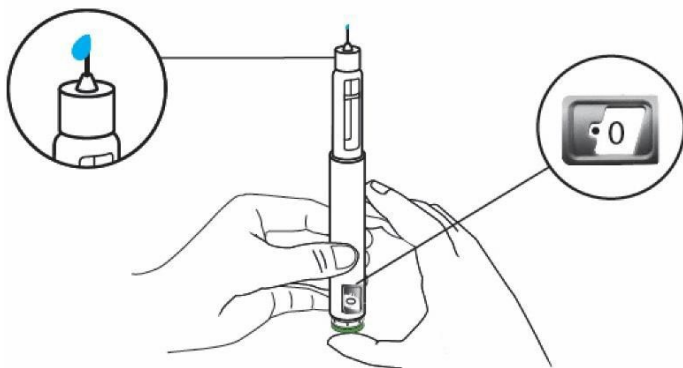
Press the green injection button until it will not go any further.

You should see liquid, as a drop or stream, come from the needle tip.



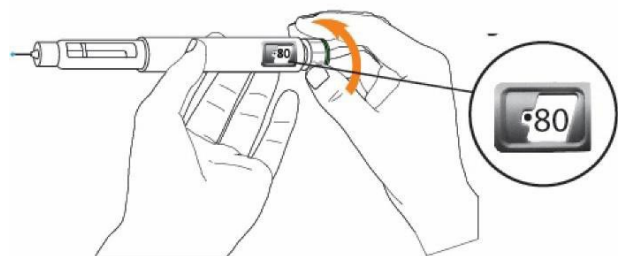
You should see “●0” lined up in the dose display window.

Note: If liquid does not come from the needle tip, see under “Troubleshooting”



#### Step 4 Set the dose on your Eladynos pen

Turn the white knob on your pen away from you until the knob stops and “●80” is lined up in the display window. Your pen is now ready for injection.



Note: If you cannot set the pen to “●80”, see below under “Troubleshooting”.

#### Step 5 Choose and clean your injection site

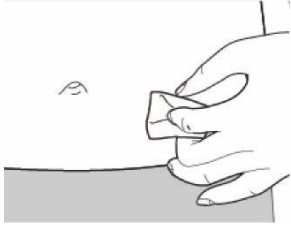
Injections should be given in the lower abdomen as shown by the grey shaded area. Avoid the 5 cm area around your belly button.



Select a different injection site on your abdomen each day. Only inject into clear skin. Do not inject into areas where the skin is tender, bruised, red, scaly or hard. Avoid areas with scars or stretch marks.

Wipe the injection site with an alcohol swab and allow it to dry.

Do not touch, fan or blow on the injection site after you have cleaned it.

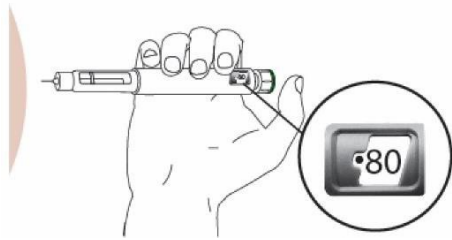


Note: Your doctor, nurse or pharmacist may recommend that you pinch up the skin at the injection site.

Once the needle enters the skin, the pinch can be released.

### Step 6 Giving your Eladynos pen injection

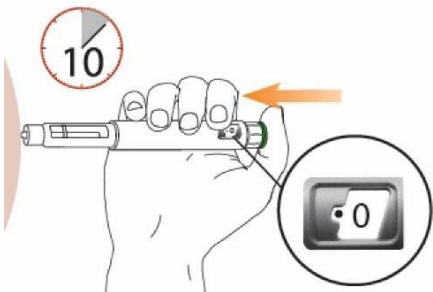
Insert the needle straight into your skin.



**Press and HOLD the green button until ALL events below are complete**

- “●0” is displayed
  - hold for 10 seconds to give full dose
  - withdraw pen from skin
- and THEN release the button.

Do not press the green button without a needle attached.



Note: Do not move the pen after inserting. If the green injection button cannot be pressed down or stops before the “●0”, see below under “Troubleshooting”.

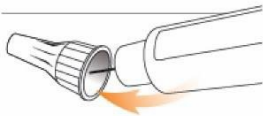
Slowly remove the pen from the injection site by pulling the pen needle straight out.

You may have slight bleeding, this is normal. Do not rub the injection site. If slight bleeding occurs, press a cotton ball or gauze pad to the injection site as required. You may also cover the area with a small adhesive bandage.

### Step 7 Remove the pen needle

Caution: To prevent needle stick injury, follow this step carefully.

Carefully place the **outer needle cap back on the needle**. Then carefully press on the outer needle cap until it snaps into place and is secure.



**Unscrew the capped needle.** To unscrew the capped needle, squeeze the cap at the base against the needle, then turn it 8 or more times before gently pulling until the capped needle comes off.

Note: Do not push down on the outer needle cap while unscrewing the needle.




Note: You should see a gap widening between the outer needle cap and the pen as you unscrew the needle.



### Step 8 After your injection

Firmly **replace the pen cap** onto the Eladynos pen.

Keep the cap on your pen between injections.



### **Troubleshooting**

#### **What should I do if the needle is bent?**

- Carefully remove the bent needle and follow Step 2 to attach a new needle to the pen. The pen needle has a visible portion which goes into your skin and there is a hidden inner needle portion that goes into the pen's septum.
- Review the parts of the pen needle, paying close attention to the inner needle portion. The visible portion of the needle may look straight, but the inner needle can become bent when attaching the needle to the pen.
- Be sure to keep the entire pen needle straight when attaching it to the pen to avoid bending the inner needle.

#### **What should I do if liquid does not come out of the needle tip when testing the pen on Day 1?**

- If you do not see liquid come out of the needle, the pen setup is not complete. The needle may be blocked, bent or improperly attached.
- Follow Step 2 to attach a new needle to the pen and repeat Step 3 "Testing an Eladynos pen prior to first injection".
- If you still do not see a drop of liquid contact your pharmacist, nurse or doctor.

#### **What should I do if I cannot turn the white dose knob to set the Eladynos pen to "●80"?**

- There is not enough medicine in the pen to give you a full dose. You will need to get a new pen.

#### **What should I do if the green injection button is difficult to press?**

- If the green injection button cannot be pressed down or stops before the "●0" in the dose display window, the new pen test is not complete. The needle may be blocked or improperly attached.
- Follow Step 2 to attach a new needle to the pen.
- If the green injection button still cannot be pressed down or stops before the "●0" is in the display window, contact your pharmacist, nurse or doctor.