

ANNEX I
SUMMARY OF PRODUCT CHARACTERISTICS

1. NAME OF THE MEDICINAL PRODUCT

Talzenna 0.1 mg hard capsules
Talzenna 0.25 mg hard capsules
Talzenna 1 mg hard capsules

2. QUALITATIVE AND QUANTITATIVE COMPOSITION

Talzenna 0.1 mg hard capsules

Each hard capsule contains talazoparib tosylate equivalent to 0.1 mg talazoparib.

Talzenna 0.25 mg hard capsules

Each hard capsule contains talazoparib tosylate equivalent to 0.25 mg talazoparib.

Talzenna 1 mg hard capsules

Each hard capsule contains talazoparib tosylate equivalent to 1 mg talazoparib.

For the full list of excipients, see section 6.1.

3. PHARMACEUTICAL FORM

Hard capsule (capsule).

Talzenna 0.1 mg hard capsules

Opaque, approximately 14 mm × 5 mm hard capsule with a white cap (printed with “Pfizer” in black) and a white body (printed with “TLZ 0.1” in black).

Talzenna 0.25 mg hard capsules

Opaque, approximately 14 mm × 5 mm hard capsule with an ivory cap (printed with “Pfizer” in black) and a white body (printed with “TLZ 0.25” in black).

Talzenna 1 mg hard capsules

Opaque, approximately 14 mm × 5 mm hard capsule with a light red cap (printed with “Pfizer” in black) and a white body (printed with “TLZ 1” in black).

4. CLINICAL PARTICULARS

4.1 Therapeutic indications

Breast cancer

Talzenna is indicated as monotherapy for the treatment of adult patients with germline BRCA1/2-mutations, who have HER2-negative locally advanced or metastatic breast cancer. Patients should have been previously treated with an anthracycline and/or a taxane in the (neo)adjuvant, locally advanced or metastatic setting unless patients were not suitable for these treatments (see section 5.1). Patients with hormone receptor (HR)-positive breast cancer should have been treated with a prior endocrine-based therapy, or be considered unsuitable for endocrine-based therapy.

Prostate cancer

Talzenna is indicated in combination with enzalutamide for the treatment of adult patients with metastatic castration-resistant prostate cancer (mCRPC) in whom chemotherapy is not clinically indicated.

4.2 Posology and method of administration

Treatment with Talzenna should be initiated and supervised by a physician experienced in the use of anticancer medicinal products.

Patient selection

Breast cancer

Patients should be selected for the treatment of breast cancer with Talzenna based on the presence of deleterious or suspected deleterious germline BRCA mutations determined by an experienced laboratory using a validated test method.

Genetic counselling for patients with BRCA mutations should be performed according to local regulations, as applicable.

Prostate cancer

There is no requirement for tumour mutation testing for selection of patients with mCRPC for treatment with Talzenna.

Posology

Talzenna monotherapy (breast cancer)

The recommended dose is 1 mg talazoparib once daily. Patients should be treated until disease progression or unacceptable toxicity occurs.

Talzenna in combination with enzalutamide (prostate cancer)

The recommended dose is 0.5 mg talazoparib in combination with 160 mg enzalutamide once daily. Patients should be treated until disease progression or unacceptable toxicity occurs.

Medical castration with luteinising hormone releasing hormone (LHRH) analogue should be continued during treatment in patients not surgically castrated.

Please refer to the full enzalutamide product information for the recommended posology.

Missing dose

If the patient vomits or misses a dose of Talzenna, an additional dose should not be taken. The next prescribed dose should be taken at the usual time.

Dose adjustments

To manage adverse drug reactions, interruption of treatment or dose reduction based on severity and clinical presentation should be considered (see Table 1). Recommended dose reduction levels for talazoparib monotherapy (breast cancer) and for talazoparib when used in combination with enzalutamide (prostate cancer) are indicated in Table 2 and Table 3, respectively.

Complete blood count should be obtained prior to starting talazoparib therapy and monitored monthly and as clinically indicated (see Table 1 and section 4.4).

Table 1. Dose adjustments for adverse reactions

	Withhold Talzenna until levels resolve to	Resume Talzenna
Haemoglobin < 8 g/dL	≥ 9 g/dL	Resume Talzenna at next lower dose
Platelet count < 50 000/μL	≥ 75 000/μL	
Neutrophil count < 1 000/μL	≥ 1 500/μL	
Non-haematologic adverse reaction Grade 3 or Grade 4	≤ Grade 1	Consider resuming Talzenna at next lower dose or discontinue

Table 2. Dose reduction levels for talazoparib monotherapy (breast cancer)

	Talazoparib dose level (breast cancer)
Recommended starting dose	1 mg once daily
First dose reduction	0.75 mg once daily
Second dose reduction	0.5 mg once daily
Third dose reduction	0.25 mg once daily

Table 3. Dose reduction levels for talazoparib when used in combination with enzalutamide (prostate cancer)

	Talazoparib dose level (prostate cancer)
Recommended starting dose	0.5 mg once daily
First dose reduction	0.35 mg once daily
Second dose reduction	0.25 mg once daily
Third dose reduction	0.1 mg once daily

Please refer to the full enzalutamide product information for dose adjustment for adverse reactions associated with enzalutamide.

The intended use of the 0.1 mg capsule is to support dose modifications and it is not interchangeable with other strengths.

Concomitant treatment with inhibitors of P-glycoprotein (P-gp)

Talzenna monotherapy (breast cancer)

Strong inhibitors of P-gp may lead to increased talazoparib exposure. Concomitant use of strong P-gp inhibitors during treatment with talazoparib should be avoided. Co-administration should only be considered after careful evaluation of the potential benefits and risks. If co-administration with a strong P-gp inhibitor is unavoidable, the Talzenna dose should be reduced to the next lower dose. When the strong P-gp inhibitor is discontinued, the Talzenna dose should be increased (after 3-5 half-lives of the P-gp inhibitor) to the dose used prior to the initiation of the strong P-gp inhibitor (see section 4.5).

Talzenna when used in combination with enzalutamide (prostate cancer)

The effect of co-administration of P-gp inhibitors on talazoparib exposure when talazoparib is given in combination with enzalutamide has not been studied. Therefore, concomitant use of P-gp inhibitors during treatment with talazoparib should be avoided (see section 4.5).

Special populations

Hepatic impairment

No dose adjustment is required for patients with mild hepatic impairment (total bilirubin ≤ 1 × upper limit of normal [ULN] and aspartate aminotransferase (AST) > ULN, or total bilirubin > 1.0 to 1.5 × ULN and any AST), moderate hepatic impairment (total bilirubin > 1.5 to 3.0 × ULN and any AST), or severe hepatic impairment (total bilirubin > 3.0 × ULN and any AST) (see section 5.2). Talzenna in combination with enzalutamide is not recommended for use in patients with severe hepatic

impairment (Child-Pugh classification C), as pharmacokinetics and safety have not been established in these patients (see section 5.2).

Renal impairment

Breast cancer

No dose adjustment is required for patients with mild renal impairment ($60 \text{ mL/min} \leq \text{creatinine clearance [CrCL]} < 90 \text{ mL/min}$). For patients with moderate renal impairment ($30 \text{ mL/min} \leq \text{CrCL} < 60 \text{ mL/min}$), the recommended starting dose of Talzenna is 0.75 mg once daily. For patients with severe renal impairment ($15 \text{ mL/min} \leq \text{CrCL} < 30 \text{ mL/min}$), the recommended starting dose of Talzenna is 0.5 mg once daily. Talzenna has not been studied in patients with $\text{CrCL} < 15 \text{ mL/min}$ or patients requiring haemodialysis (see section 5.2).

Prostate cancer

No dose adjustment is necessary for patients with mild renal impairment ($60 \text{ mL/min} \leq \text{creatinine clearance [CrCL]} < 90 \text{ mL/min}$). For patients with moderate renal impairment ($30 \text{ mL/min} \leq \text{CrCL} < 60 \text{ mL/min}$), the recommended dose of Talzenna is 0.35 mg once daily in combination with enzalutamide orally once daily. For patients with severe renal impairment ($15 \text{ mL/min} \leq \text{CrCL} < 30 \text{ mL/min}$), the recommended dose of Talzenna is 0.25 mg once daily in combination with enzalutamide once daily. Talzenna has not been studied in patients with $\text{CrCL} < 15 \text{ mL/min}$ or patients requiring haemodialysis (see section 5.2).

Elderly

No dose adjustment is necessary in elderly (≥ 65 years of age) patients (see section 5.2).

Paediatric population

The safety and efficacy of Talzenna in children and adolescents < 18 years of age have not been established. No data are available.

Method of administration

Talzenna is for oral use. To avoid contact with the capsule content, the capsules should be swallowed whole, and must not be opened or dissolved. They can be taken with or without food (see section 5.2).

4.3 Contraindications

Hypersensitivity to the active substance or to any of the excipients listed in section 6.1.

Breast-feeding (see section 4.6).

4.4 Special warnings and precautions for use

Myelosuppression

Myelosuppression consisting of anaemia, leukopenia/neutropenia, and/or thrombocytopenia, have been reported in patients treated with talazoparib (see section 4.8). Talazoparib should not be started until patients have recovered from haematological toxicity caused by previous therapy (\leq Grade 1).

Precautions should be taken to routinely monitor haematology parameters and signs and symptoms associated with anaemia, leukopenia/neutropenia, and/or thrombocytopenia in patients receiving talazoparib. If such events occur, dose modifications (reduction or interruption) are recommended (see section 4.2). Supportive care with or without blood and/or platelet transfusions and/or administration of colony stimulating factors may be used as appropriate.

Myelodysplastic syndrome/Acute myeloid leukaemia

Myelodysplastic syndrome/Acute Myeloid Leukaemia (MDS/AML) have been reported in patients who received poly (adenosine diphosphate-ribose) polymerase (PARP) inhibitors, including talazoparib. Overall, MDS/AML has been reported in < 1% of solid tumour patients treated with talazoparib in clinical studies (see section 4.8). Potential contributing factors for the development of MDS/AML include previous platinum-containing chemotherapy, other DNA damaging agents or radiotherapy. Complete blood counts should be obtained at baseline and monitored monthly for signs of haematologic toxicity during treatment. If MDS/AML is confirmed, talazoparib should be discontinued.

Venous thromboembolic events

In patients with mCRPC a higher incidence of venous thromboembolic events was observed with Talzenna in combination with enzalutamide compared with enzalutamide alone. Patients should be monitored for clinical signs and symptoms of deep venous thrombosis and pulmonary embolism and treated as medically appropriate (see section 4.8).

Contraception in women of childbearing potential

Talazoparib was clastogenic in an *in vitro* chromosomal aberration assay in human peripheral blood lymphocytes and in an *in vivo* bone marrow micronucleus assay in rats but not mutagenic in Ames assay (see section 5.3), and may cause foetal harm when administered to a pregnant woman. Pregnant women should be advised of the potential risk to the foetus (see section 4.6). Women of childbearing potential should not become pregnant while receiving Talzenna and should not be pregnant at the beginning of treatment. A pregnancy test should be performed on all women of childbearing potential prior to treatment.

A highly effective method of contraception is required for female patients during treatment with Talzenna, and for at least 7 months after completing therapy. Since the use of hormonal contraception is not recommended in patients with breast cancer, two non-hormonal and complementary contraception methods should be used (see section 4.6).

Male patients with female partners of reproductive potential or pregnant partners should be advised to use effective contraception (even after vasectomy), during treatment with Talzenna and for at least 4 months after the final dose.

4.5 Interaction with other medicinal products and other forms of interaction

Talazoparib is a substrate for drug transporters P-gp and breast cancer resistance protein (BCRP) and it is mainly eliminated by renal clearance as unchanged compound.

Agents that may affect talazoparib plasma concentrations

P-gp inhibitors

Effect of enzalutamide

Co-administration with 160 mg enzalutamide increases talazoparib exposure approximately 2-fold. Administration of talazoparib 0.5 mg daily in combination with enzalutamide achieves approximately the same steady-state trough (C_{trough}) concentration reported for talazoparib 1 mg daily (see section 5.2). When Talzenna is co-administered with enzalutamide, the Talzenna starting dose is 0.5 mg (see section 4.2). The interaction effect of doses other than 160 mg enzalutamide on talazoparib has not been quantified.

The effect of co-administration of other P-gp inhibitors on talazoparib exposure when talazoparib is given in combination with enzalutamide has not been studied. If co-administration of P-gp inhibitors

cannot be avoided, when Talzenna is given with enzalutamide, the patient should be monitored for potential increased adverse reactions.

Effect of other P-gp inhibitors

Data from a drug-drug interaction study in patients with advanced solid tumours indicated that co-administration of multiple daily doses of a P-gp inhibitor, itraconazole 100 mg twice daily with a single 0.5 mg talazoparib dose increased talazoparib total exposure (AUC_{inf}) and peak concentration (C_{max}) by approximately 56% and 40%, respectively, relative to a single 0.5 mg talazoparib dose administered alone. Population pharmacokinetic (PK) analysis has also shown that concomitant use of strong P-gp inhibitors increased talazoparib exposure by 45%, relative to talazoparib given alone.

Concomitant use of strong P-gp inhibitors (including but not limited to amiodarone, carvedilol, clarithromycin, cobicistat, darunavir, dronedarone, erythromycin, indinavir, itraconazole, ketoconazole, lapatinib, lopinavir, propafenone, quinidine, ranolazine, ritonavir, saquinavir, telaprevir, tipranavir, and verapamil) should be avoided. If co-administration with a strong P-gp inhibitor is unavoidable, the Talzenna dose should be reduced (see section 4.2).

P-gp inducers

Data from a drug-drug interaction study in patients with advanced solid tumours indicated that co-administration of single 1 mg talazoparib dose with multiple daily doses of a P-gp inducer, rifampin 600 mg, with rifampin co-administered 30 minutes before talazoparib on the day of talazoparib dosing, increased talazoparib C_{max} by approximately 37% whereas AUC_{inf} was not affected relative to a single 1 mg talazoparib dose administered alone. This is probably the net effect of both P-gp induction and inhibition by rifampin under the tested conditions in the drug-drug interaction study. No talazoparib dose adjustments are required when co-administered with rifampin. However, the effect of other P-gp inducers on talazoparib exposure has not been studied. Other P-gp inducers (including but not limited to carbamazepine, phenytoin, and St. John's wort) may decrease talazoparib exposure.

BCRP inhibitors

The effect of BCRP inhibitors on PK of talazoparib has not been studied *in vivo*. Co-administration of talazoparib with BCRP inhibitors may increase talazoparib exposure. Concomitant use of strong BCRP inhibitors (including but not limited to curcumin and cyclosporine) should be avoided. If co-administration of strong BCRP inhibitors cannot be avoided, patient should be monitored for potential increased adverse reactions.

Effect of acid-reducing agents

Population PK analysis indicates that co-administration of acid-reducing agents including proton pump inhibitors and histamine receptor 2 antagonists (H_2RA), or other acid-reducing agents had no significant impact on the absorption of talazoparib.

Systemic hormonal contraception

Drug-drug interaction studies between talazoparib and oral contraceptives have not been conducted.

4.6 Fertility, pregnancy and lactation

Women of childbearing potential/Contraception in males and females

Women of childbearing potential should not become pregnant while receiving Talzenna and should not be pregnant at the beginning of treatment. A pregnancy test should be performed on all women of childbearing potential prior to treatment (see section 4.4).

Women of childbearing potential must use highly effective forms of contraception (see section 4.4) prior to starting treatment with talazoparib, during treatment, and for 7 months after stopping treatment with talazoparib. Since the use of hormonal contraception is not recommended in patients with breast cancer, two non-hormonal and complementary contraception methods should be used. Male patients with female partners of reproductive potential or pregnant partners should be advised to

use effective contraception (even after vasectomy) during treatment with Talzenna, and for at least 4 months after the final dose (see section 4.4).

Pregnancy

There are no data from the use of Talzenna in pregnant women. Studies in animals have shown embryo-foetal toxicity (see section 5.3). Talzenna may cause foetal harm when administered to a pregnant woman. Talzenna is not recommended during pregnancy or for women of childbearing potential not using contraception (see section 4.4).

Breast-feeding

It is unknown whether talazoparib is excreted in human breast milk. A risk to breast-fed children cannot be excluded and therefore breast-feeding is contraindicated (see section 4.3) during treatment with Talzenna and for at least 1 month after the final dose.

Fertility

There is no information on fertility in patients. Based on non-clinical findings in testes (partially reversible) and ovary (reversible), Talzenna may impair fertility in males of reproductive potential (see section 5.3).

4.7 Effects on ability to drive and use machines

Talzenna has a minor influence on the ability to drive and use machines. Fatigue/asthenia or dizziness may occur following administration of talazoparib.

When Talzenna is given in combination with enzalutamide, please also refer to the full enzalutamide product information for the effects of enzalutamide on ability to drive and use machines.

4.8 Undesirable effects

Summary of the safety profile

The overall safety profile of Talzenna is based on pooled data from 1 088 patients, including 690 patients who received talazoparib monotherapy at 1 mg daily in clinical studies for solid tumours and 398 patients with mCRPC who received talazoparib 0.5 mg in combination with enzalutamide 160 mg in the TALAPRO-2 study.

The most common ($\geq 20\%$) adverse reactions in patients receiving talazoparib in these clinical studies were anaemia (55.6%), fatigue (52.5%), nausea (35.8%), neutropenia (30.3%), thrombocytopenia (25.2%) and decreased appetite (21.1%). The most common ($\geq 10\%$) Grade ≥ 3 adverse reactions of talazoparib were anaemia (39.2%), neutropenia (16.5%) and thrombocytopenia (11.1%).

Dose modifications (dose reductions or dose interruptions) due to any adverse reaction occurred in 58.7% of patients receiving Talzenna 1 mg monotherapy. The most common adverse reactions leading to dose modifications were anaemia (33.5%), neutropenia (11.7%) and thrombocytopenia (9.9%). Permanent discontinuation due to an adverse reaction occurred in 2.9% of patients receiving Talzenna; the most common was anaemia (0.6%). The median duration of exposure was 5.6 months (range 0.0 to 70.2).

Dose interruptions of Talzenna due to adverse reactions occurred in 62.1% of patients with mCRPC receiving Talzenna in combination with enzalutamide; the most common was anaemia (44%). Dose reductions of Talzenna due to adverse reactions occurred in 52.8% of patients; the most common was anaemia (43.2%). Permanent discontinuation of Talzenna due to adverse reactions occurred in 18.8% of patients; the most common was anaemia (8.3%). The median duration of talazoparib exposure was 86 weeks (range 0.29 to 186.14).

Tabulated list of adverse reactions

Table 4 summarises adverse reactions based on pooled dataset listed by system organ class, and frequency category. Frequency categories are defined as: very common ($\geq 1/10$), common ($\geq 1/100$ to $< 1/10$) and uncommon ($\geq 1/1\ 000$ to $< 1/100$). Within each frequency grouping, adverse reactions are presented in order of decreasing seriousness.

Table 4. Adverse reactions based on pooled dataset from 8 studies (N=1 088)

System organ class Frequency Preferred term	All grades n (%)	Grade 3 n (%)	Grade 4 n (%)
Neoplasms benign, malignant and unspecified (including cysts and polyps) <i>Uncommon</i> Myelodysplastic syndrome/Acute myeloid leukaemia ^a	2 (0.2)	1 (< 0.1)	1 (< 0.1)
Blood and lymphatic system disorders <i>Very common</i> Thrombocytopenia ^b Anaemia ^c	274 (25.2) 605 (55.6)	88 (8.1) 411 (37.8)	33 (3.0) 16 (1.5)
Neutropenia ^d Leukopenia ^e <i>Common</i> Lymphopenia ^f	330 (30.3) 195 (17.9) 88 (8.1)	163 (15.0) 52 (4.8) 37 (3.4)	17 (1.6) 2 (0.2) 4 (0.4)
Metabolism and nutrition disorders <i>Very common</i> Decreased appetite	230 (21.1)	11 (1.0)	0 (0.0)
Nervous system disorders <i>Very common</i> Dizziness Headache <i>Common</i> Dysgeusia	157 (14.4) 207 (19.0) 68 (6.3)	4 (0.4) 8 (0.7) 0 (0.0)	1 (< 0.1) N/A 0 (0.0)
Vascular disorders <i>Common</i> Venous thromboembolism* ^g	36 (3.3%)	23 (2.1%)	2 (0.2%)
Gastrointestinal disorders <i>Very common</i> Vomiting Diarrhoea Nausea Abdominal pain ^h <i>Common</i> Stomatitis Dyspepsia	167 (15.3) 205 (18.8) 389 (35.8) 162 (14.9) 54 (5.0) 69 (6.3)	9 (0.8) 4 (0.4) 10 (0.9) 12 (1.1) 0 (0.0) 0 (0.0)	0 (0.0) 0 (0.0) N/A N/A 0 (0.0) N/A
Skin and subcutaneous tissue disorders <i>Very common</i> Alopecia	189 (17.4)	N/A	N/A
General disorders and administration site conditions <i>Very common</i> Fatigue ⁱ	571 (52.5)	58 (5.3)	N/A

Table 4. Adverse reactions based on pooled dataset from 8 studies (N=1 088)

System organ class Frequency Preferred term	All grades n (%)	Grade 3 n (%)	Grade 4 n (%)
------------------------------------------------------------	-----------------------------	--------------------------	--------------------------

Abbreviations: n=number of patients; N/A=not applicable.

* Grade 5 adverse reactions were reported.

a. See also section 4.4.

b. Includes preferred terms of thrombocytopenia and platelet count decreased.

c. Includes preferred terms of anaemia, haematocrit decreased, haemoglobin decreased and red blood cell count decreased.

d. Includes preferred terms of neutropenia and neutrophil count decreased.

e. Includes preferred terms of leukopenia and white blood cell count decreased.

f. Includes preferred terms of lymphocyte count decreased and lymphopenia.

g. Includes preferred terms of pulmonary embolism, deep vein thrombosis, embolism venous and venous thrombosis. See also section 4.4.

h. Includes preferred terms of abdominal pain, abdominal pain upper, abdominal discomfort and abdominal pain lower.

i. Includes preferred terms of fatigue and asthenia.

Description of selected adverse reactions

Myelosuppression

Myelosuppression-related adverse reactions of anaemia, neutropenia and thrombocytopenia were very commonly reported in patients treated with talazoparib. Grade 3 and Grade 4 myelosuppression-related events were reported for anaemia in 37.8% and 1.5% of patients, neutropenia in 15.0% and 1.6%, and thrombocytopenia in 8.1% and 3.0%. No deaths were reported due to myelosuppression-related adverse reactions.

In monotherapy studies (1 mg/day population), the most frequent myelosuppression-related adverse events associated with dose modifications were anaemia (33.5%), neutropenia (11.7%) and thrombocytopenia (9.9%) reported for up to approximately 30% of patients in the talazoparib 1 mg/day population and the one associated with permanent study drug discontinuation was anaemia reported in 0.6% of patients.

In patients with mCRPC treated with talazoparib in combination with enzalutamide, anaemia led to talazoparib dose interruption in 44.0% of patients, decreased neutrophil count in 13.6%, and decreased platelet count in 7.8%. Overall, 42.5% of patients required blood transfusions. The most common blood transfusion was of packed red blood cells 39.2%. Discontinuation due to anaemia, neutropenia and thrombocytopenia occurred, respectively, in 8.3%, 3.3% and 0.5% of patients.

Reporting of suspected adverse reactions

Reporting suspected adverse reactions after authorisation of the medicinal product is important. It allows continued monitoring of the benefit/risk balance of the medicinal product. Healthcare professionals are asked to report any suspected adverse reactions via the national reporting system listed in Appendix V.

4.9 Overdose

There is limited experience of overdose with talazoparib. No adverse reactions were reported in one patient who accidentally self-administered thirty 1 mg capsules of talazoparib on Day 1 and was immediately treated with gastric decontamination. Symptoms of overdose are not established. In the event of overdose, treatment with talazoparib should be stopped, and physicians should consider gastric decontamination, follow general supportive measures and treat symptomatically.

5. PHARMACOLOGICAL PROPERTIES

5.1 Pharmacodynamic properties

Pharmacotherapeutic group: antineoplastic agents, other antineoplastic agents, ATC code: L01XK04

Mechanism of action

Talazoparib is an inhibitor of PARP enzymes, PARP1 (IC₅₀=0.7 nM), and PARP2 (IC₅₀=0.3 nM). PARP enzymes are involved in cellular DNA damage response signalling pathways such as DNA repair, gene transcription, and cell death. PARP inhibitors (PARPi) exert cytotoxic effects on cancer cells by 2 mechanisms, inhibition of PARP catalytic activity and by PARP trapping, whereby PARP protein bound to a PARPi does not readily dissociate from a DNA lesion, thus preventing DNA repair, replication, and transcription, thereby resulting in apoptosis and/or cell death. Treatment of cancer cell lines that are harbouring defects in DNA repair genes with talazoparib single agent leads to increased levels of γ H2AX, a marker of double stranded DNA breaks, and results in decreased cell proliferation and increased apoptosis. Talazoparib anti-tumour activity was also observed in a patient-derived xenograft (PDX) BRCA mutant breast cancer model where the patient was previously treated with a platinum-based regimen, as well as in an androgen receptor (AR)-positive prostate cancer xenograft model. In these PDX models talazoparib decreased tumour growth and increased γ H2AX level and apoptosis in the tumours.

The anti-tumour effects of combined inhibition of PARP and AR activity is based on the following mechanisms: AR signalling inhibition suppresses the expression of homologous recombination repair (HRR) genes including BRCA1, resulting in sensitivity to PARP inhibition. PARP1 activity has been shown to be required for maximal AR function and thus inhibiting PARP may reduce AR signalling and increase sensitivity to AR signalling inhibitors. Clinical resistance to AR blockade is sometimes associated with co-deletion of RB1 and BRCA2, which is in turn associated with sensitivity to PARP inhibition.

Cardiac electrophysiology

The effect of talazoparib on cardiac repolarisation was evaluated using time-matched electrocardiograms (ECGs) in assessing the relationship between the change of the QT interval corrected for heart rate (QTc) from baseline and the corresponding plasma talazoparib concentrations in 37 patients with advanced solid tumours. Talazoparib did not have a clinically relevant effect on QTc prolongation at the maximum clinically recommended monotherapy dose of 1 mg once daily.

Clinical efficacy and safety

Germline BRCA-mutated (gBRCAm) HER2-negative locally advanced or metastatic breast cancer

EMBRACA study

EMBRACA was an open-label, randomised, parallel, 2-arm multicentre study of Talzenna versus chemotherapy (capecitabine, eribulin, gemcitabine, vinorelbine) in patients with germline BRCA-mutated HER2-negative locally advanced or metastatic breast cancer who received no more than 3 prior cytotoxic chemotherapy regimens for their metastatic or locally advanced disease. Patients were required to have received treatment with an anthracycline and/or a taxane (unless contraindicated) in the neoadjuvant, adjuvant and/or metastatic setting. Patients with prior platinum therapy for advanced disease were required to have no evidence of disease progression during platinum therapy. No prior treatment with a PARPi was permitted.

Of the 431 patients randomised in the EMBRACA study, 408 (95%) were centrally confirmed to have a deleterious or suspected deleterious gBRCAm using a clinical study assay; out of which 354 (82%) were confirmed using the BRACAnalysis CDx. BRCA mutation status (breast cancer susceptibility gene 1 [BRCA1] positive or breast cancer susceptibility gene 2 [BRCA2] positive) was similar across both treatment arms.

A total of 431 patients were randomised 2:1 to receive Talzenna 1 mg capsules once daily or chemotherapy at standard doses until progression or unacceptable toxicity. Of the 431 patients randomised onto EMBRACA, 287 were randomised to the Talzenna arm and 144 to the chemotherapy arm. Randomisation was stratified by prior use of chemotherapy for metastatic disease (0 versus 1, 2, or 3), by triple-negative disease status (triple-negative breast cancer [TNBC] versus non-TNBC), and history of central nervous system metastasis (yes versus no).

Patient demographic, baseline, and disease characteristics were generally similar between the study treatment arms (see Table 5).

Table 5. Demographic, baseline, and disease characteristics—EMBRACA study

	Talazoparib (N=287)	Chemotherapy (N=144)
Median age (y [range])	45.0 (27.0, 84.0)	50.0 (24.0, 88.0)
Age category (y), n (%)		
< 50	182 (63.4%)	67 (46.5%)
50 to < 65	78 (27.2%)	67 (46.5%)
≥ 65	27 (9.4%)	10 (6.9%)
Gender, n (%)		
Female	283 (98.6%)	141 (97.9%)
Male	4 (1.4%)	3 (2.1%)
Race, n (%)		
Asian	31 (10.8%)	16 (11.1%)
Black or African American	12 (4.2%)	1 (0.7%)
White	192 (66.9%)	108 (75.0%)
Other	5 (1.7%)	1 (0.7%)
Not reported	47 (16.4%)	18 (12.5%)
ECOG performance status, n (%)		
0	153 (53.3%)	84 (58.3%)
1	127 (44.3%)	57 (39.6%)
2	6 (2.1%)	2 (1.4%)
Missing	1 (0.3%)	1 (0.7%)
Hormone receptor status, n (%)		
HER2-positive	0 (0.0%)	0 (0.0%)
Triple-negative	130 (45.3%)	60 (41.7%)
Hormone receptor-positive (ER positive or PgR positive)	157 (54.7%)	84 (58.3%)
BRCA status by central or local laboratory assessment, n (%)	287 (100.0%)	144 (100.0%)
BRCA1-mutation positive	133 (46.3%)	63 (43.8%)
BRCA2-mutation positive	154 (53.7%)	81 (56.3%)
Time from initial diagnosis of breast cancer to diagnosis of advanced breast cancer (years)		
n	286	144
Median	1.9	2.7
Minimum, maximum	0, 22	0, 24
Categories for time from initial diagnosis of breast cancer to diagnosis of advanced breast cancer		
< 12 months	108 (37.6%)	42 (29.2%)
≥ 12 months	178 (62.0%)	102 (70.8%)
Number of prior cytotoxic regimens for locally advanced or metastatic disease		
Mean (Std Dev)	0.9 (1.01)	0.9 (0.89)
Median	1	1
Minimum, maximum	0, 4	0, 3

Table 5. Demographic, baseline, and disease characteristics—EMBRACA study

	Talazoparib (N=287)	Chemotherapy (N=144)
Number of patients who received prior cytotoxic regimens for locally advanced or metastatic disease, n (%)		
0	111 (38.7%)	54 (37.5%)
1	107 (37.3%)	54 (37.5%)
2	57 (19.9%)	28 (19.4%)
3	11 (3.8%)	8 (5.6%)
≥ 4	1 (0.3%)	0 (0.0%)
Number of patients who received following prior therapies, n (%)		
Taxane	262 (91.3%)	130 (90.3%)
Anthracycline	243 (84.7%)	115 (79.9%)
Platinum	46 (16.0%)	30 (20.8%)

Abbreviations: BRCA=breast cancer susceptibility gene; ER=estrogen receptor; HER2=human epidermal growth factor receptor 2; N=number of patients; n=number of patients in category; PgR=progesterone receptor.

The primary efficacy endpoint was progression-free survival (PFS) evaluated according to Response Evaluation Criteria in Solid Tumors (RECIST) version 1.1, as assessed by blinded independent central review (BICR). The secondary objectives were objective response rate (ORR), overall survival (OS), safety, and PK.

The study demonstrated a statistically significant improvement in PFS, the primary efficacy outcome, for Talzenna compared with chemotherapy. There was no statistically significant effect on OS at the time of final OS analysis. Efficacy data for EMBRACA are summarised in Table 6. The Kaplan-Meier curves for PFS and OS are displayed in Figure 1 and Figure 3, respectively.

Table 6. Summary of efficacy results—EMBRACA study*

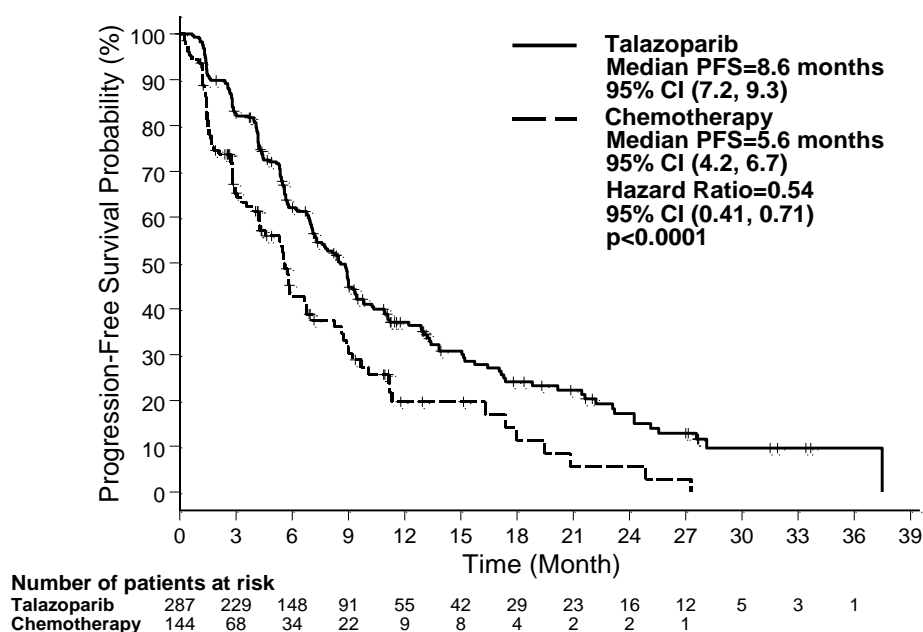
	Talazoparib	Chemotherapy
PFS by BICR	N=287	N=144
Events, number (%)	186 (65%)	83 (58%)
Median (95% CI), months	8.6 (7.2, 9.3)	5.6 (4.2, 6.7)
Hazard ratio ^a (95% CI)	0.54 (0.41, 0.71)	
2-sided p-value ^b	p<0.0001	
OS (final analysis) ^c	N=287	N=144
Events, number (%)	216 (75.3%)	108 (75%)
Median (95% CI), months	19.3 (16.6, 22.5)	19.5 (17.4, 22.4)
Hazard ratio ^a (95% CI)	0.85 (0.67, 1.07) ^c	
2-sided p-value ^b	p=0.1693	
Objective response by investigator ^{d,e}	N=219	N=114
ORR, % (95% CI)	62.6 (55.8, 69.0)	27.2 (19.3, 36.3)
Odds ratio (95% CI)	4.99 (2.93, 8.83)	
2-sided p-value ^f	p<0.0001	
Duration of response by investigator ^d	N=137	N=31
Median (IQR), months	5.4 (2.8, 11.2)	3.1 (2.4, 6.7)

Table 6. Summary of efficacy results—EMBRACA study*

	Talazoparib	Chemotherapy
--	-------------	--------------

Abbreviations: BICR=blinded independent central review; CI=confidence interval; CMH=Cochran-Mantel-Haenszel; CR=complete response; IQR=interquartile range; ITT=intent-to-treat; N=number of patients; ORR=objective response rate; OS=overall survival; PARP=poly (adenosine diphosphate-ribose) polymerase; PFS=progression-free survival; PR=partial response; RECIST 1.1=Response Evaluation Criteria in Solid Tumors version 1.1.

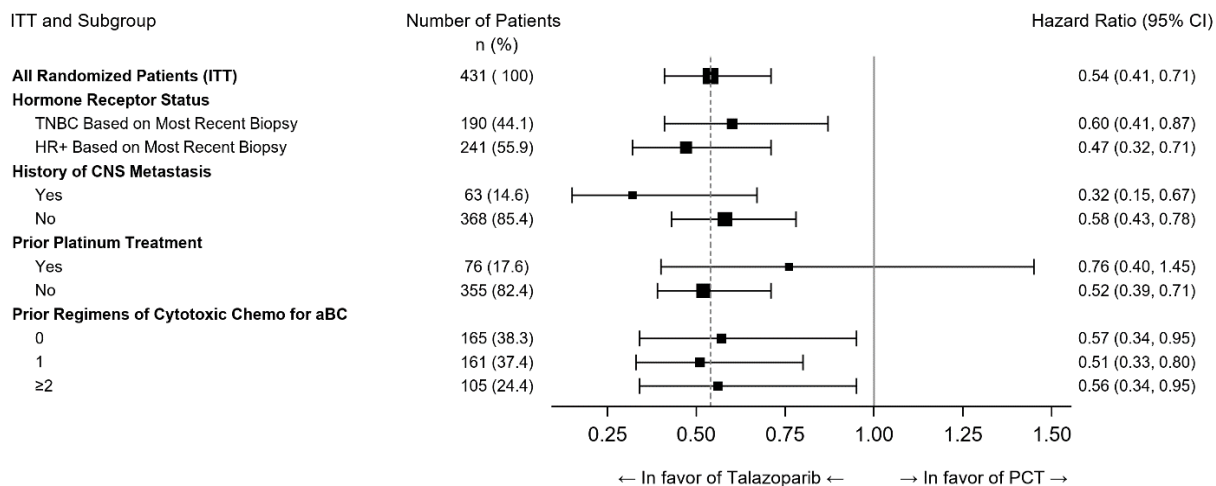
- * PFS, ORR and Duration of response are based on the data cutoff date of 15 September 2017 and a median follow-up for PFS of 13.0 months (95% CI: 11.1, 18.4) in the talazoparib arm and 7.2 months (95% CI: 4.6, 11.1) in the chemotherapy arm. OS is based on the data cutoff date 30 September 2019 and a median follow-up of 44.9 months (95% CI: 37.9, 47.0) in the talazoparib arm and 36.8 months (95% CI: 34.3, 43.0) in the chemotherapy arm.
- Hazard ratio was based on stratified Cox regression model with treatment as the only covariate (stratification factors: number of prior cytotoxic chemotherapy regimens, triple-negative status, history of central nervous system metastasis) and was relative to overall chemotherapy with < 1 favouring talazoparib.
 - Stratified log-rank test.
 - At the time of the final OS analysis, 46.3% versus 41.7% of patients randomised in the talazoparib and chemotherapy arms, respectively, received subsequently a platinum therapy, and 4.5% versus 32.6% received subsequently a PARP inhibitor treatment.
 - Conducted in ITT with measurable disease population who had an objective response. The complete response rate was 5.5% for talazoparib compared to 0% for the chemotherapy arm.
 - Per RECIST 1.1, confirmation of CR/PR was not required.
 - Stratified CMH test.

Figure 1. Kaplan-Meier curves of PFS—EMBRACA study

Abbreviations: CI=confidence interval; PFS=progression-free survival.

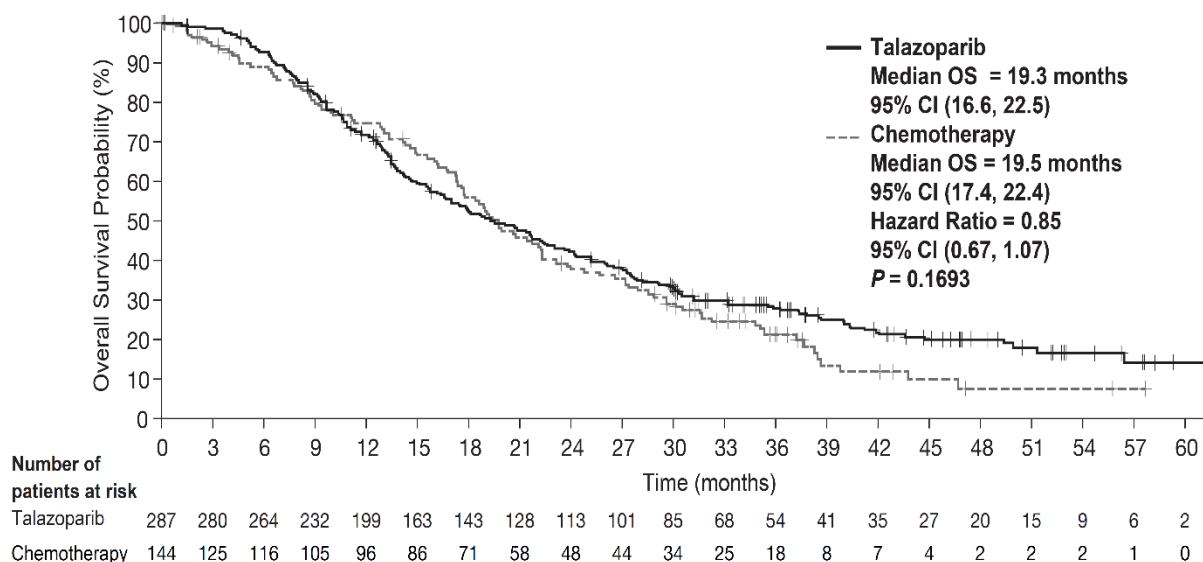
A series of prespecified subgroup PFS analyses was performed based on prognostic factors and baseline characteristics to investigate the internal consistency of treatment effect. Consistent with the overall results, a reduction in the risk of disease progression or death in favour of the talazoparib arm was observed in all individual patient subgroups (Figure 2).

Figure 2. Forest plot of PFS analyses for key subgroups—EMBRACA study



Abbreviations: aBC=advanced breast cancer; CI=confidence interval; CNS=central nervous system; HR+=hormone receptor-positive; ITT=intent-to-treat; PCT=physician’s choice treatment (chemotherapy); PFS=progression-free survival; TNBC=triple-negative breast cancer.

Figure 3 Kaplan-Meier curves of overall survival—EMBRACA study



Abbreviations: CI=confidence interval; OS=overall survival.
 Primary analysis’ p-value was based on a stratified log-rank test.

Metastatic castration-resistant prostate cancer (mCRPC)

TALAPRO-2 study

TALAPRO-2 was a randomised, double-blind, placebo-controlled study in which patients (N=805) with mCRPC were randomised 1:1 to receive Talzenna 0.5 mg once daily in combination with enzalutamide 160 mg once daily, versus a comparator arm of placebo in combination with enzalutamide 160 mg once daily. All patients received a gonadotropin-releasing hormone (GnRH) analog or had prior bilateral orchiectomy and needed to have progressed on prior androgen deprivation therapy. Prior treatment with abiraterone or taxane-based chemotherapy for metastatic castration-sensitive prostate cancer (mCSPC) was permitted.

Randomisation was stratified by (1) previous treatment with abiraterone or taxane-based chemotherapy versus no such prior treatment; and by (2) HRR gene mutation status which was prospectively tested by next generation sequencing of tumour tissue using FoundationOne CDx or circulating tumour DNA (ctDNA) using FoundationOne Liquid CDx; patients with tumour HRR gene mutations (ATM, ATR, BRCA1, BRCA2, CDK12, CHEK2, FANCA, MLH1, MRE11A, NBN, PALB2, or RAD51C) versus patients without tumour HRR gene mutations or with unknown status.

The median age was 71 years (range 36 to 91) in both arms; 62% were White, 31% were Asian, and 2% were Black. Most participants (66%) in both arms had an ECOG performance status of 0. In patients treated with Talzenna, the proportion of patients with RECIST 1.1 measurable disease at baseline per BICR was 30%. Twenty-eight percent (28%) of patients had received prior abiraterone or taxane-based chemotherapy. Twenty percent (20%) had tumours with HRR gene mutations and 80% had tumours that did not have HRR gene mutations or had an unknown status.

The primary efficacy outcome was radiographic progression-free survival (rPFS) evaluated according to RECIST version 1.1 and Prostate Cancer Clinical Trials Working Group Criteria 3 (PCWG3) (bone) criteria, as assessed by BICR. OS was an alpha-controlled secondary endpoint.

A statistically significant improvement in BICR-assessed rPFS was demonstrated for Talzenna in combination with enzalutamide compared to placebo in combination with enzalutamide. A sensitivity analysis of investigator-assessed rPFS was consistent with the BICR-assessed rPFS results.

Efficacy results of TALAPRO-2 are provided in Table 7 and Figure 4.

Table 7. Summary of efficacy results—TALAPRO-2 (mCRPC)*

	Talazoparib + enzalutamide	Placebo + enzalutamide
rPFS by BICR	N=402	N=403
Events, number (%)	151 (37.6)	191 (47.4)
Median months (95% CI)	NR (27.5, NR)	21.9 (16.6, 25.1)
Hazard ratio (95% CI) ^a p-value ^b	0.627 (0.506, 0.777) p<0.0001	
Second interim OS		
Events, number (%)	156 (38.8)	174 (43.2)
Median months (95% CI)	NR (37.3, NR)	38.2 (34.1, 43.1)
Hazard ratio (95% CI) ^a	0.837 (0.674, 1.040)	

Abbreviations: BICR=blinded independent central review; CI=confidence interval; CSPC=castration-sensitive prostate cancer; HRR=homologous recombination repair; mCRPC=metastatic castration-resistant prostate cancer; N=number of patients; NHT=novel hormone therapy; NR=not reached; OS=overall survival; rPFS=radiographic progression-free survival.

* rPFS is based on the data cutoff date of 16 August 2022 and a median follow-up for rPFS of 24.9 months (95% CI: 24.7, 25.3) in the talazoparib plus enzalutamide arm and 24.6 months (95% CI: 22.1, 24.9) in the placebo plus enzalutamide arm. Second interim OS is based on the data cutoff date 28 March 2023 and a median follow-up of 35.8 months (95% CI: 33.6, 35.9) in the talazoparib plus enzalutamide arm and 34.6 months (95% CI: 32.7, 35.9) in the placebo plus enzalutamide arm.

^a Hazard ratio based on Cox proportional hazards model stratified by previous treatment with NHT (abiraterone) or taxane-based chemotherapy for CSPC (yes versus no) and by HRR mutational status (deficient versus non-deficient/unknown) with < 1 favouring talazoparib.

^b P-values (2-sided) from the log-rank test stratified by previous treatment with NHT (abiraterone) or taxane-based chemotherapy for CSPC and by HRR mutational status.

Table 8. Summary of efficacy results for subgroup analysis – TALAPRO-2 (mCRPC)*

	Talazoparib + enzalutamide	Placebo + enzalutamide
HRRm Subgroup Analyses^a		
HRRm	N=85	N=82
rPFS by BICR		
Events, number (%)	37 (43.5)	49 (59.7)
Median months (95% CI)	27.9 (16.8, NR)	13.8 (10.9, 19.5)
Hazard ratio (95% CI) ^b	0.424 (0.275, 0.653)	
Second interim OS		
Events, number (%)	30 (35.3)	41 (50.0)
Median months (95% CI)	41.9 (36.4, NR)	30.8 (25.6, 38.8)
Hazard ratio (95% CI) ^b	0.516 (0.320, 0.831)	
Non-HRRm	N=207	N=219
rPFS by BICR		
Events, number (%)	73 (35.3)	95 (43.4)
Median months (95% CI)	NR (25.8, NR)	22.4 (16.6, NR)
Hazard ratio (95% CI) ^b	0.695 (0.511, 0.944)	
Second interim OS		
Events, number (%)	82 (39.6)	96 (43.8)
Median months (95% CI)	NR (33, NR)	38 (33.9, NR)
Hazard ratio (95% CI) ^b	0.880 (0.654, 1.182)	
BRCAm Subgroup Analyses^a		
BRCAm	N=27	N=32
rPFS by BICR		
Events, number (%)	8 (29.6)	22 (68.7)
Median months (95% CI)	NR (16.8, NR)	11 (7.4, 24.6)
Hazard ratio (95% CI) ^b	0.232 (0.101, 0.529)	
Second interim OS		
Events, number (%)	12 (44.4)	18 (56.3)
Median months (95% CI)	41.9 (24.9, NR)	26.1 (15.2, NR)
Hazard ratio (95% CI) ^b	0.558 (0.263, 1.187)	

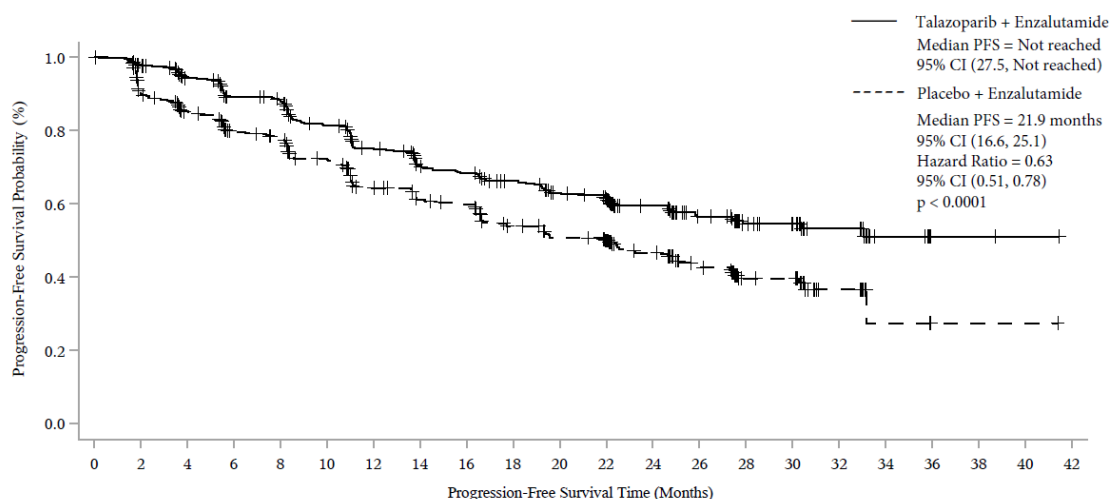
Abbreviations: BICR=blinded independent central review; BRCAm=breast cancer gene mutated; CI=confidence interval; CSPS=castration-sensitive prostate cancer; ctDNA=circulating tumour DNA; HRRm=homologous recombination repair gene mutated; mCRPC=metastatic castration-resistant prostate cancer; N=number of patients; NHT=novel hormone therapy; NR=not reached; OS=overall survival; rPFS=radiographic progression-free survival.

* Based on the data cutoff date of 16 August 2022 and a median follow-up for rPFS of 24.9 months (95% CI: 24.7, 25.3) in the talazoparib plus enzalutamide arm, and 24.6 months (95% CI: 22.1, 24.9) in the placebo plus enzalutamide arm. Second interim OS is based on the data cutoff date 28 March 2023 and a median follow-up of 35.8 months (95% CI: 33.6, 35.9) in the talazoparib plus enzalutamide arm and 34.6 months (95% CI: 32.7, 35.9) in the placebo plus enzalutamide arm.

^a Derived based on prospective tumour tissue-based results (results known prior to randomisation) and prospective blood-based ctDNA results (results known prior to randomisation).

^b Hazard ratio based on Cox proportional hazard model stratified by previous treatment with NHT (abiraterone) or taxane-based chemotherapy for CSPC (yes versus no) with < 1 favouring talazoparib.

Figure 4. Kaplan-Meier curves of rPFS by BICR—TALAPRO-2 (mCRPC)

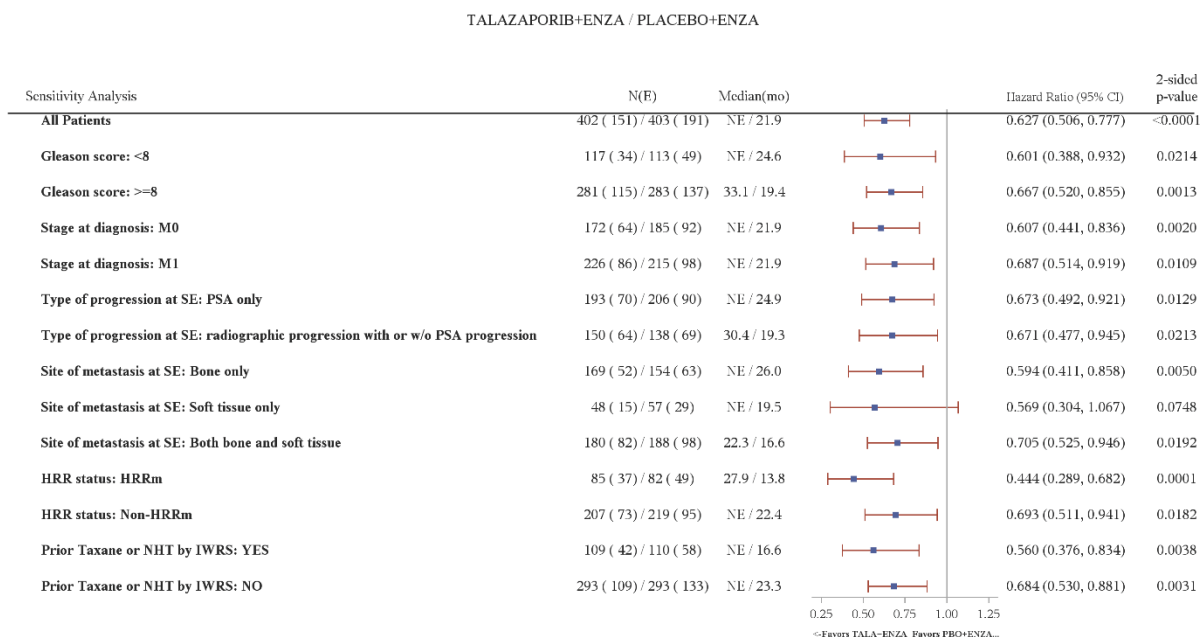


Number of patients at risk

	0	2	4	6	8	10	12	14	16	18	20	22	24	26	28	30	32	34	36	38	40	42
Talazoparib + Enzalutamide	402	379	353	326	318	285	256	234	226	209	193	175	136	97	67	61	29	13	2	2	1	0
Placebo + Enzalutamide	403	346	311	279	272	237	200	185	179	154	140	124	96	68	43	42	14	3	1	1	1	0

Abbreviations: BICR=blinded independent central review; CI=confidence interval; mCRPC=metastatic castration-resistant prostate cancer; PFS=progression-free survival; rPFS=radiographic progression-free survival.

Figure 5. Forest plot of rPFS analyses for key subgroups—TALAPRO-2 (mCRPC)



Abbreviations: CI=confidence interval; ctDNA=circulating tumour DNA; ENZA=enzalutamide; HRR=homologous recombination repair; HRRm=homologous recombination repair gene mutated; IWRS=Interactive Web Response System; mCRPC=metastatic castration-resistant prostate cancer; N=number of participants; NE=not evaluable/not reached; NHT=novel hormone therapy; PBO=placebo; PSA=prostate-specific antigen; rPFS=radiographic progression-free survival; SE=study entry; TALA=talazoparib; w/o=without.

Hazard ratio for all patients was based on a Cox model stratified by the randomization stratification factors. For all subgroups, hazard ratio was based on an unstratified Cox model with treatment as the only covariate. A hazard ratio < 1 favours talazoparib.

HRR status is derived based on prospective tumour tissue-based results and prospective blood-based ctDNA results.

Paediatric population

The European Medicines Agency has waived the obligation to submit the results of studies with talazoparib in all subsets of the paediatric population in breast cancer and prostate cancer (see section 4.2 for information on paediatric use).

5.2 Pharmacokinetic properties

Talazoparib exposure generally increased proportionally with dose across the range of 0.025 mg to 2 mg after daily administration of multiple doses. Following repeated daily dosing of 1 mg talazoparib monotherapy to breast cancer patients, the geometric mean (% coefficient of variation [CV%]) area under the plasma concentration-time curve (AUC) and maximum observed plasma concentration (C_{max}) of talazoparib at steady-state was in the range of 126 (107) ng•hr/mL to 208 (37) ng•hr/mL and 11 (90) ng/mL to 19 (27) ng/mL, respectively. After oral administration of 0.5 mg talazoparib once daily in combination with enzalutamide in patients with mCRPC, the geometric mean (CV%) steady-state C_{trough} across visits ranged from 3.29 to 3.68 ng/mL (45 to 48%), which is similar to the observed values of 3.53 (61%) ng/mL when talazoparib monotherapy was administered at 1 mg once daily in breast cancer patients. Following repeated daily dosing, talazoparib plasma concentrations reached steady-state within 2 to 3 weeks when administered alone, and approximately within 9 weeks when co-administered with enzalutamide. The median accumulation ratio of talazoparib following repeated oral administration of 1 mg monotherapy once daily was in the range of 2.3 to 5.2. Talazoparib is a substrate of P-gp and BCRP transporters.

Absorption

Following oral administration of talazoparib, the median time to C_{max} (T_{max}) was generally between 1 to 2 hours after dosing. The absolute bioavailability study has not been conducted in humans. However, based on urinary excretion data the absolute bioavailability is at least 41% with fraction absorbed of at least 69% (see Elimination). No significant effect of acid-reducing agents on talazoparib exposure is expected, given sufficient solubility of talazoparib at all pHs between 1 and 6.8. Twenty-eight percent (28%) of the patients in the pivotal study were taking acid-reducing agents, mainly proton pump inhibitors.

The effect of food

Food intake decreased the rate but not the extent of talazoparib absorption. Following a single oral dose of talazoparib with high-fat, high-calorie food (approximately 827 calories, 57% fat), the mean C_{max} of talazoparib was decreased by approximately 46%, the median T_{max} was delayed from 1 to 4 hours, while the AUC_{inf} was not affected. Based on these results, Talzenna can be administered with or without food (see section 4.2).

Distribution

The population mean apparent volume of distribution (V_{ss}/F) of talazoparib was 420 L. *In vitro*, talazoparib is approximately 74% bound to plasma proteins with no concentration dependence over the concentration range of 0.01 μ M to 1 μ M. Renal or hepatic impairment does not appear to impact talazoparib protein binding as there was no obvious trend in the mean talazoparib fraction of unbound drug (f_u) in human plasma *in vivo* with worsening renal function or hepatic function.

Biotransformation

Talazoparib undergoes minimal hepatic metabolism in humans. Following oral administration of a single 1 mg dose of [14 C]talazoparib to humans, no major circulating metabolites were identified in plasma, and talazoparib was the only circulating drug-derived entity identified. No metabolites that individually represented more than 10% of the administered dose were recovered in the urine or faeces.

In vitro, talazoparib was not an inhibitor of cytochrome (CYP)1A2, CYP2B6, CYP2C8, CYP2C9, CYP2C19, CYP2D6, or CYP3A4/5 or inducer of CYP1A2, CYP2B6, or CYP3A4 at clinically relevant concentrations.

In vitro, talazoparib did not inhibit any of the major intestinal, hepatic or renal membrane transporters (P-gp, BCRP, organic anion transporting polypeptide [OATP]1B1, OATP1B3, organic cationic transporter [OCT]1, OCT2, organic anion transporter [OAT]1, OAT3, bile salt export pump [BSEP], multidrug and toxin extrusion [MATE]1 and MATE2-K) at clinically relevant concentrations.

In vitro, talazoparib did not inhibit any of the major uridine-diphosphate glucuronosyltransferase (UGT) isoforms (1A1, 1A4, 1A6, 1A9, 2B7, and 2B15) at clinically relevant concentrations.

Elimination

Renal elimination of unchanged drug (passive filtration and active secretion) is the major route of talazoparib elimination. P-gp is likely involved in talazoparib active renal secretion. The mean (\pm standard deviation) terminal plasma half-life of talazoparib was 90 (\pm 58) hours and the population mean (inter-subject variability) apparent oral clearance (CL/F) was 6.5 (31%) L/h in cancer patients. In 6 female patients given a single oral dose of [¹⁴C]talazoparib, a mean of 69% (\pm 8.6%) and 20% (\pm 5.5%) of the total administered radioactive dose was recovered in urine and faeces, respectively. Excretion of unchanged talazoparib in urine was the major route of elimination accounting for 55% of the administered dose, while unchanged talazoparib recovered in the faeces accounted for 14%.

Special populations

Age, sex, and body weight

A population PK analysis was conducted using data from 490 patients with cancer who received talazoparib 1 mg daily as monotherapy to evaluate the impact of age (ranging from 18 to 88 years), sex (53 males and 437 females), and body weight (ranging from 35.7 kg to 162 kg) on the PK of talazoparib. The results have shown that age, sex, and body weight had no clinically relevant effect on the PK of talazoparib.

Race

Based on a population PK analysis that included 490 patients who received talazoparib 1 mg daily as monotherapy, where 41 patients were Asian and 449 patients were Non-Asian (361 White, 16 Black, 9 Others, and 63 Not reported), talazoparib CL/F was higher in Asian patients compared to Non-Asian patients, leading to 19% lower exposure (AUC) in Asian patients.

Paediatric population

Pharmacokinetics of talazoparib have not been evaluated in patients < 18 years of age.

Renal impairment

Talazoparib monotherapy

Data from a PK study in advanced cancer patients with varying degrees of renal impairment indicated that talazoparib total exposure (AUC₀₋₂₄) after multiple talazoparib once daily doses increased by 92% and 169% in patients with moderate (eGFR 30 – < 60 mL/min) and severe (eGFR < 30 mL/min) renal impairment, respectively, relative to patients with normal renal function (eGFR \geq 90 mL/min). Talazoparib C_{max} increased by 90% and 107% in patients with moderate and severe renal impairment, respectively, relative to patients with normal renal function. Talazoparib exposure was similar for patients with mild renal impairment (eGFR 60 – < 90 mL/min) and those with normal renal function. In addition, based on a population PK analysis that included 490 patients, where 132 patients had mild renal impairment (60 mL/min \leq CrCL < 90 mL/min), 33 patients had moderate renal impairment (30 mL/min \leq CrCL < 60 mL/min), and 1 patient had severe renal impairment (CrCL < 30 mL/min), talazoparib CL/F was decreased by 14% and 37% in patients with mild and moderate renal impairment, corresponding to 17% and 59% increase in AUC, respectively, when

compared to patients with normal renal function ($\text{CrCL} \geq 90 \text{ mL/min}$). The PK of talazoparib have not been studied in patients requiring haemodialysis (see section 4.2).

Talazoparib co-administered with enzalutamide

Based on a population PK analysis that included 412 mCRPC patients who received talazoparib co-administered with enzalutamide, where 152 patients had mild renal impairment ($60 \text{ mL/min} \leq \text{CrCL} < 90 \text{ mL/min}$), 72 patients had moderate renal impairment ($30 \text{ mL/min} \leq \text{CrCL} < 60 \text{ mL/min}$), and 2 patients had severe renal impairment ($\text{CrCL} < 30 \text{ mL/min}$), talazoparib CL/F was decreased by 8% and 27%, corresponding to increases of 9% and 37% in AUC, in patients with mild and moderate renal impairment respectively, compared to patients with normal renal function. The PK of talazoparib has not been studied in patients requiring haemodialysis (see section 4.2).

Hepatic impairment

Talazoparib monotherapy

Based on a population PK analysis that included 490 patients who received talazoparib 1 mg daily as monotherapy, where 118 patients had mild hepatic impairment (total bilirubin $\leq 1.0 \times \text{ULN}$ and AST $> \text{ULN}$, or total bilirubin > 1.0 to $1.5 \times \text{ULN}$ and any AST), mild hepatic impairment had no effect on the PK of talazoparib. The PK of talazoparib in patients with normal hepatic function, mild hepatic impairment, moderate hepatic impairment (total bilirubin > 1.5 to $3.0 \times \text{ULN}$ and any AST) or severe hepatic impairment (total bilirubin $> 3.0 \times \text{ULN}$ and any AST) was studied in a PK study. Population PK analysis using data from this PK study indicated that mild, moderate or severe hepatic impairment had no significant impact on the PK of talazoparib (see section 4.2).

Talazoparib co-administered with enzalutamide

The PK of talazoparib in combination with enzalutamide has not been studied in patients with hepatic impairment (see section 4.2).

5.3 Preclinical safety data

Carcinogenicity

Carcinogenicity studies have not been conducted with talazoparib.

Genotoxicity

Talazoparib was not mutagenic in a bacterial reverse mutation (Ames) test. Talazoparib was clastogenic in an *in vitro* chromosomal aberration assay in human peripheral blood lymphocytes and in an *in vivo* micronucleus assay in rats at exposures similar to clinically relevant doses. This clastogenicity is consistent with genomic instability resulting from the primary pharmacology of talazoparib, indicating the potential for genotoxicity in humans.

Repeat-dose toxicity

In repeat-dose toxicity studies in rats and in dogs, the main findings at subtherapeutic exposures included bone marrow hypocellularity with dose-dependent decrease in haematopoietic cells, depletion of lymphoid tissue in multiple organs and atrophy and/or degenerative changes in testes, epididymis and seminiferous tubules. Additional findings at higher exposures included dose-dependent increase in apoptosis/necrosis in the gastrointestinal (GI) tract, liver and ovary. Most of the histopathologic findings were generally reversible while the testes findings were partially reversible after 4 weeks of dosing cessation. These toxicity findings are consistent with the pharmacology of talazoparib and its tissue distribution pattern.

Developmental toxicology

In an embryo-foetal development study in rats, talazoparib resulted in embryo-foetal death, foetal malformation (depressed eye bulge, small eye, split sternebrae, fused cervical vertebral arch) and

structural variations in bones at a maternal systemic AUC₂₄ exposure approximately 0.09-fold the relevant human exposure at the recommended dose.

6. PHARMACEUTICAL PARTICULARS

6.1 List of excipients

Capsule content

Silicified microcrystalline cellulose (microcrystalline cellulose and silicone dioxide)

0.1 mg capsule shell

Hypromellose
Titanium dioxide (E171)

0.25 mg capsule shell

Hypromellose
Yellow iron oxide (E172)
Titanium dioxide (E171)

1 mg capsule shell

Hypromellose
Red iron oxide (E172)
Yellow iron oxide (E172)
Titanium dioxide (E171)

Printing ink

Shellac (E904)
Propylene glycol (E1520)
Ammonium hydroxide (E527)
Black iron oxide (E172)
Potassium hydroxide (E525)

6.2 Incompatibilities

Not applicable.

6.3 Shelf life

4 years.

6.4 Special precautions for storage

This medicinal product does not require any special storage conditions.

6.5 Nature and contents of container

Talzenna 0.1 mg hard capsules

High-density polyethylene (HDPE) bottle and polypropylene (PP) closure with heat induction seal liner. Pack size: cartons of 30 capsules in a HDPE bottle.

Talzenna 0.25 mg hard capsules

High-density polyethylene (HDPE) bottle and polypropylene (PP) closure with heat induction seal liner. Pack size: cartons of 30 capsules in a HDPE bottle.

Polyvinyl chloride/polyvinylidene chloride (PVC/PVdC) perforated unit dose blister with an aluminum peel off foil lidding. Pack sizes: cartons of 30 × 1 capsules, or 60 × 1 capsules, or 90 × 1 capsules in unit dose blisters.

Talzenna 1 mg hard capsules

High-density polyethylene (HDPE) bottle and polypropylene (PP) closure with heat induction seal liner. Pack size: cartons of 30 capsules in a HDPE bottle.

Polyvinyl chloride/polyvinylidene chloride (PVC/PVdC) perforated unit dose blister with an aluminum peel off foil lidding. Pack size: cartons of 30 × 1 capsules in unit dose blisters.

Not all pack sizes may be marketed.

6.6 Special precautions for disposal

Any unused medicinal product or waste material should be disposed of in accordance with local requirements.

7. MARKETING AUTHORISATION HOLDER

Pfizer Europe MA EEIG
Boulevard de la Plaine 17
1050 Bruxelles
Belgium

8. MARKETING AUTHORISATION NUMBER(S)

Talzenna 0.1 mg hard capsules

EU/1/19/1377/007

Talzenna 0.25 mg hard capsules

EU/1/19/1377/001
EU/1/19/1377/002
EU/1/19/1377/003
EU/1/19/1377/004

Talzenna 1 mg hard capsules

EU/1/19/1377/005

EU/1/19/1377/006

9. DATE OF FIRST AUTHORISATION/RENEWAL OF THE AUTHORISATION

Date of first authorisation: 20 June 2019

Date of latest renewal: 15 April 2024

10. DATE OF REVISION OF THE TEXT

Detailed information on this medicinal product is available on the website of the European Medicines Agency <https://www.ema.europa.eu>.

ANNEX II

- A. MANUFACTURER RESPONSIBLE FOR BATCH RELEASE**
- B. CONDITIONS OR RESTRICTIONS REGARDING SUPPLY AND USE**
- C. OTHER CONDITIONS AND REQUIREMENTS OF THE MARKETING AUTHORISATION**
- D. CONDITIONS OR RESTRICTIONS WITH REGARD TO THE SAFE AND EFFECTIVE USE OF THE MEDICINAL PRODUCT**

A. MANUFACTURER RESPONSIBLE FOR BATCH RELEASE

Name and address of the manufacturer responsible for batch release

Excella GmbH & Co. KG
Nürnberger Str. 12
90537 Feucht
Germany

B. CONDITIONS OR RESTRICTIONS REGARDING SUPPLY AND USE

Medicinal product subject to restricted medical prescription (see Annex I: Summary of Product Characteristics, section 4.2).

C. OTHER CONDITIONS AND REQUIREMENTS OF THE MARKETING AUTHORISATION

- **Periodic safety update reports (PSURs)**

The requirements for submission of PSURs for this medicinal product are set out in the list of Union reference dates (EURD list) provided for under Article 107c(7) of Directive 2001/83/EC and any subsequent updates published on the European medicines web-portal.

The marketing authorisation holder (MAH) shall submit the first PSUR for this product within 6 months following authorisation.

D. CONDITIONS OR RESTRICTIONS WITH REGARD TO THE SAFE AND EFFECTIVE USE OF THE MEDICINAL PRODUCT

- **Risk management plan (RMP)**

The MAH shall perform the required pharmacovigilance activities and interventions detailed in the agreed RMP presented in Module 1.8.2 of the marketing authorisation and any agreed subsequent updates of the RMP.

An updated RMP should be submitted:

- At the request of the European Medicines Agency;
- Whenever the risk management system is modified, especially as the result of new information being received that may lead to a significant change to the benefit/risk profile or as the result of an important (pharmacovigilance or risk minimisation) milestone being reached.

- **Obligation to conduct post-authorisation measures**

The MAH shall complete, within the stated timeframe, the below measures:

Description	Due date
<p>Post-authorisation efficacy study (PAES): In order to further characterise the long-term efficacy of talazoparib in combination with enzalutamide for the treatment of adult patients with metastatic castration-resistant prostate cancer (mCRPC) in whom chemotherapy is not clinically indicated, the MAH should submit the final results of study C3441021 (TALAPRO-2) including the final OS data analyses in the overall patient population and in all biomarker subgroups (by BRCAm and HRRm status) including rPFS and OS KM curves for all the subgroups.</p> <p>The clinical study report should be submitted by:</p>	<p>November 2024</p>

ANNEX III
LABELLING AND PACKAGE LEAFLET

A. LABELLING

PARTICULARS TO APPEAR ON THE OUTER PACKAGING

BOTTLE OUTER CARTON

1. NAME OF THE MEDICINAL PRODUCT

Talzenna 0.1 mg hard capsules
talazoparib

2. STATEMENT OF ACTIVE SUBSTANCE(S)

Each capsule contains talazoparib tosylate equivalent to 0.1 mg talazoparib.

3. LIST OF EXCIPIENTS

4. PHARMACEUTICAL FORM AND CONTENTS

Hard capsule
30 capsules

5. METHOD AND ROUTE(S) OF ADMINISTRATION

Read the package leaflet before use.
Oral use
Swallow whole. Do not open, crush or chew the capsules.

6. SPECIAL WARNING THAT THE MEDICINAL PRODUCT MUST BE STORED OUT OF THE SIGHT AND REACH OF CHILDREN

Keep out of the sight and reach of children.

7. OTHER SPECIAL WARNING(S), IF NECESSARY

8. EXPIRY DATE

EXP

9. SPECIAL STORAGE CONDITIONS

10. SPECIAL PRECAUTIONS FOR DISPOSAL OF UNUSED MEDICINAL PRODUCTS OR WASTE MATERIALS DERIVED FROM SUCH MEDICINAL PRODUCTS, IF APPROPRIATE

11. NAME AND ADDRESS OF THE MARKETING AUTHORISATION HOLDER

Pfizer Europe MA EEIG
Boulevard de la Plaine 17
1050 Bruxelles
Belgium

12. MARKETING AUTHORISATION NUMBER(S)

EU/1/19/1377/007 (30 hard capsules)

13. BATCH NUMBER

Lot

14. GENERAL CLASSIFICATION FOR SUPPLY

15. INSTRUCTIONS ON USE

16. INFORMATION IN BRAILLE

Talzenna 0.1 mg

17. UNIQUE IDENTIFIER – 2D BARCODE

2D barcode carrying the unique identifier included.

18. UNIQUE IDENTIFIER - HUMAN READABLE DATA

PC
SN
NN

PARTICULARS TO APPEAR ON THE IMMEDIATE PACKAGING

BOTTLE LABEL

1. NAME OF THE MEDICINAL PRODUCT

Talzenna 0.1 mg hard capsules
talazoparib

2. STATEMENT OF ACTIVE SUBSTANCE(S)

Each capsule contains talazoparib tosylate equivalent to 0.1 mg talazoparib.

3. LIST OF EXCIPIENTS

4. PHARMACEUTICAL FORM AND CONTENTS

Hard capsule
30 capsules

5. METHOD AND ROUTE(S) OF ADMINISTRATION

Read the package leaflet before use.
Oral use. Swallow whole.

6. SPECIAL WARNING THAT THE MEDICINAL PRODUCT MUST BE STORED OUT OF THE SIGHT AND REACH OF CHILDREN

Keep out of the sight and reach of children.

7. OTHER SPECIAL WARNING(S), IF NECESSARY

8. EXPIRY DATE

EXP

9. SPECIAL STORAGE CONDITIONS

10. SPECIAL PRECAUTIONS FOR DISPOSAL OF UNUSED MEDICINAL PRODUCTS OR WASTE MATERIALS DERIVED FROM SUCH MEDICINAL PRODUCTS, IF APPROPRIATE

11. NAME AND ADDRESS OF THE MARKETING AUTHORISATION HOLDER

Pfizer Europe MA EEIG
Boulevard de la Plaine 17
1050 Bruxelles
Belgium

12. MARKETING AUTHORISATION NUMBER(S)

EU/1/19/1377/007 (30 hard capsules)

13. BATCH NUMBER

Lot

14. GENERAL CLASSIFICATION FOR SUPPLY

15. INSTRUCTIONS ON USE

16. INFORMATION IN BRAILLE

17. UNIQUE IDENTIFIER – 2D BARCODE

18. UNIQUE IDENTIFIER - HUMAN READABLE DATA

PARTICULARS TO APPEAR ON THE OUTER PACKAGING

BOTTLE OUTER CARTON

1. NAME OF THE MEDICINAL PRODUCT

Talzenna 0.25 mg hard capsules
talazoparib

2. STATEMENT OF ACTIVE SUBSTANCE(S)

Each capsule contains talazoparib tosylate equivalent to 0.25 mg talazoparib.

3. LIST OF EXCIPIENTS

4. PHARMACEUTICAL FORM AND CONTENTS

Hard capsule
30 capsules

5. METHOD AND ROUTE(S) OF ADMINISTRATION

Read the package leaflet before use.
Oral use
Swallow whole. Do not open, crush or chew the capsules.

6. SPECIAL WARNING THAT THE MEDICINAL PRODUCT MUST BE STORED OUT OF THE SIGHT AND REACH OF CHILDREN

Keep out of the sight and reach of children.

7. OTHER SPECIAL WARNING(S), IF NECESSARY

8. EXPIRY DATE

EXP

9. SPECIAL STORAGE CONDITIONS

10. SPECIAL PRECAUTIONS FOR DISPOSAL OF UNUSED MEDICINAL PRODUCTS OR WASTE MATERIALS DERIVED FROM SUCH MEDICINAL PRODUCTS, IF APPROPRIATE

11. NAME AND ADDRESS OF THE MARKETING AUTHORISATION HOLDER

Pfizer Europe MA EEIG
Boulevard de la Plaine 17
1050 Bruxelles
Belgium

12. MARKETING AUTHORISATION NUMBER(S)

EU/1/19/1377/001 (30 hard capsules)

13. BATCH NUMBER

Lot

14. GENERAL CLASSIFICATION FOR SUPPLY

15. INSTRUCTIONS ON USE

16. INFORMATION IN BRAILLE

Talzenna 0.25 mg

17. UNIQUE IDENTIFIER – 2D BARCODE

2D barcode carrying the unique identifier included.

18. UNIQUE IDENTIFIER - HUMAN READABLE DATA

PC
SN
NN

PARTICULARS TO APPEAR ON THE IMMEDIATE PACKAGING

BOTTLE LABEL

1. NAME OF THE MEDICINAL PRODUCT

Talzenna 0.25 mg hard capsules
talazoparib

2. STATEMENT OF ACTIVE SUBSTANCE(S)

Each capsule contains talazoparib tosylate equivalent to 0.25 mg talazoparib.

3. LIST OF EXCIPIENTS

4. PHARMACEUTICAL FORM AND CONTENTS

Hard capsule
30 capsules

5. METHOD AND ROUTE(S) OF ADMINISTRATION

Read the package leaflet before use.
Oral use. Swallow whole.

6. SPECIAL WARNING THAT THE MEDICINAL PRODUCT MUST BE STORED OUT OF THE SIGHT AND REACH OF CHILDREN

Keep out of the sight and reach of children.

7. OTHER SPECIAL WARNING(S), IF NECESSARY

8. EXPIRY DATE

EXP

9. SPECIAL STORAGE CONDITIONS

10. SPECIAL PRECAUTIONS FOR DISPOSAL OF UNUSED MEDICINAL PRODUCTS OR WASTE MATERIALS DERIVED FROM SUCH MEDICINAL PRODUCTS, IF APPROPRIATE

11. NAME AND ADDRESS OF THE MARKETING AUTHORISATION HOLDER

Pfizer Europe MA EEIG
Boulevard de la Plaine 17
1050 Bruxelles
Belgium

12. MARKETING AUTHORISATION NUMBER(S)

EU/1/19/1377/001 (30 hard capsules)

13. BATCH NUMBER

Lot

14. GENERAL CLASSIFICATION FOR SUPPLY

15. INSTRUCTIONS ON USE

16. INFORMATION IN BRAILLE

17. UNIQUE IDENTIFIER – 2D BARCODE

18. UNIQUE IDENTIFIER - HUMAN READABLE DATA

PARTICULARS TO APPEAR ON THE OUTER PACKAGING

BLISTER OUTER CARTON

1. NAME OF THE MEDICINAL PRODUCT

Talzenna 0.25 mg hard capsules
talazoparib

2. STATEMENT OF ACTIVE SUBSTANCE(S)

Each capsule contains talazoparib tosylate equivalent to 0.25 mg talazoparib.

3. LIST OF EXCIPIENTS

4. PHARMACEUTICAL FORM AND CONTENTS

Hard capsule
30 × 1 capsules
60 × 1 capsules
90 × 1 capsules

5. METHOD AND ROUTE(S) OF ADMINISTRATION

Read the package leaflet before use.
Oral use
Swallow whole. Do not open, crush or chew the capsules.

6. SPECIAL WARNING THAT THE MEDICINAL PRODUCT MUST BE STORED OUT OF THE SIGHT AND REACH OF CHILDREN

Keep out of the sight and reach of children.

7. OTHER SPECIAL WARNING(S), IF NECESSARY

8. EXPIRY DATE

EXP

9. SPECIAL STORAGE CONDITIONS

10. SPECIAL PRECAUTIONS FOR DISPOSAL OF UNUSED MEDICINAL PRODUCTS OR WASTE MATERIALS DERIVED FROM SUCH MEDICINAL PRODUCTS, IF APPROPRIATE

11. NAME AND ADDRESS OF THE MARKETING AUTHORISATION HOLDER

Pfizer Europe MA EEIG
Boulevard de la Plaine 17
1050 Bruxelles
Belgium

12. MARKETING AUTHORISATION NUMBER(S)

EU/1/19/1377/002 (30 hard capsules)
EU/1/19/1377/003 (60 hard capsules)
EU/1/19/1377/004 (90 hard capsules)

13. BATCH NUMBER

Lot

14. GENERAL CLASSIFICATION FOR SUPPLY

15. INSTRUCTIONS ON USE

16. INFORMATION IN BRAILLE

Talzenna 0.25 mg

17. UNIQUE IDENTIFIER – 2D BARCODE

2D barcode carrying the unique identifier included.

18. UNIQUE IDENTIFIER - HUMAN READABLE DATA

PC
SN
NN

MINIMUM PARTICULARS TO APPEAR ON BLISTERS OR STRIPS

BLISTER

1. NAME OF THE MEDICINAL PRODUCT

Talzenna 0.25 mg capsules
talazoparib

2. NAME OF THE MARKETING AUTHORISATION HOLDER

Pfizer

3. EXPIRY DATE

EXP

4. BATCH NUMBER

Lot

5. OTHER

PARTICULARS TO APPEAR ON THE OUTER PACKAGING

BOTTLE OUTER CARTON

1. NAME OF THE MEDICINAL PRODUCT

Talzenna 1 mg hard capsules
talazoparib

2. STATEMENT OF ACTIVE SUBSTANCE(S)

Each capsule contains talazoparib tosylate equivalent to 1 mg talazoparib.

3. LIST OF EXCIPIENTS

4. PHARMACEUTICAL FORM AND CONTENTS

Hard capsule
30 capsules

5. METHOD AND ROUTE(S) OF ADMINISTRATION

Read the package leaflet before use.
Oral use
Swallow whole. Do not open, crush or chew the capsules.

6. SPECIAL WARNING THAT THE MEDICINAL PRODUCT MUST BE STORED OUT OF THE SIGHT AND REACH OF CHILDREN

Keep out of the sight and reach of children.

7. OTHER SPECIAL WARNING(S), IF NECESSARY

8. EXPIRY DATE

EXP

9. SPECIAL STORAGE CONDITIONS

10. SPECIAL PRECAUTIONS FOR DISPOSAL OF UNUSED MEDICINAL PRODUCTS OR WASTE MATERIALS DERIVED FROM SUCH MEDICINAL PRODUCTS, IF APPROPRIATE

11. NAME AND ADDRESS OF THE MARKETING AUTHORISATION HOLDER

Pfizer Europe MA EEIG
Boulevard de la Plaine 17
1050 Bruxelles
Belgium

12. MARKETING AUTHORISATION NUMBER(S)

EU/1/19/1377/005 (30 hard capsules)

13. BATCH NUMBER

Lot

14. GENERAL CLASSIFICATION FOR SUPPLY

15. INSTRUCTIONS ON USE

16. INFORMATION IN BRAILLE

Talzenna 1 mg

17. UNIQUE IDENTIFIER – 2D BARCODE

2D barcode carrying the unique identifier included.

18. UNIQUE IDENTIFIER - HUMAN READABLE DATA

PC
SN
NN

PARTICULARS TO APPEAR ON THE IMMEDIATE PACKAGING

BOTTLE LABEL

1. NAME OF THE MEDICINAL PRODUCT

Talzenna 1 mg hard capsules
talazoparib

2. STATEMENT OF ACTIVE SUBSTANCE(S)

Each capsule contains talazoparib tosylate equivalent to 1 mg talazoparib.

3. LIST OF EXCIPIENTS

4. PHARMACEUTICAL FORM AND CONTENTS

Hard capsule
30 capsules

5. METHOD AND ROUTE(S) OF ADMINISTRATION

Read the package leaflet before use.
Oral use. Swallow whole.

6. SPECIAL WARNING THAT THE MEDICINAL PRODUCT MUST BE STORED OUT OF THE SIGHT AND REACH OF CHILDREN

Keep out of the sight and reach of children.

7. OTHER SPECIAL WARNING(S), IF NECESSARY

8. EXPIRY DATE

EXP

9. SPECIAL STORAGE CONDITIONS

10. SPECIAL PRECAUTIONS FOR DISPOSAL OF UNUSED MEDICINAL PRODUCTS OR WASTE MATERIALS DERIVED FROM SUCH MEDICINAL PRODUCTS, IF APPROPRIATE

11. NAME AND ADDRESS OF THE MARKETING AUTHORISATION HOLDER

Pfizer Europe MA EEIG
Boulevard de la Plaine 17
1050 Bruxelles
Belgium

12. MARKETING AUTHORISATION NUMBER(S)

EU/1/19/1377/005 (30 hard capsules)

13. BATCH NUMBER

Lot

14. GENERAL CLASSIFICATION FOR SUPPLY

15. INSTRUCTIONS ON USE

16. INFORMATION IN BRAILLE

17. UNIQUE IDENTIFIER – 2D BARCODE

18. UNIQUE IDENTIFIER - HUMAN READABLE DATA

PARTICULARS TO APPEAR ON THE OUTER PACKAGING

BLISTER OUTER CARTON

1. NAME OF THE MEDICINAL PRODUCT

Talzenna 1 mg hard capsules
talazoparib

2. STATEMENT OF ACTIVE SUBSTANCE(S)

Each capsule contains talazoparib tosylate equivalent to 1 mg talazoparib.

3. LIST OF EXCIPIENTS

4. PHARMACEUTICAL FORM AND CONTENTS

Hard capsule
30 × 1 capsules

5. METHOD AND ROUTE(S) OF ADMINISTRATION

Read the package leaflet before use.
Oral use
Swallow whole. Do not open, crush or chew the capsules.

6. SPECIAL WARNING THAT THE MEDICINAL PRODUCT MUST BE STORED OUT OF THE SIGHT AND REACH OF CHILDREN

Keep out of the sight and reach of children.

7. OTHER SPECIAL WARNING(S), IF NECESSARY

8. EXPIRY DATE

EXP

9. SPECIAL STORAGE CONDITIONS

10. SPECIAL PRECAUTIONS FOR DISPOSAL OF UNUSED MEDICINAL PRODUCTS OR WASTE MATERIALS DERIVED FROM SUCH MEDICINAL PRODUCTS, IF APPROPRIATE

11. NAME AND ADDRESS OF THE MARKETING AUTHORISATION HOLDER

Pfizer Europe MA EEIG
Boulevard de la Plaine 17
1050 Bruxelles
Belgium

12. MARKETING AUTHORISATION NUMBER(S)

EU/1/19/1377/006 (30 hard capsules)

13. BATCH NUMBER

Lot

14. GENERAL CLASSIFICATION FOR SUPPLY

15. INSTRUCTIONS ON USE

16. INFORMATION IN BRAILLE

Talzenna 1 mg

17. UNIQUE IDENTIFIER – 2D BARCODE

2D barcode carrying the unique identifier included.

18. UNIQUE IDENTIFIER - HUMAN READABLE DATA

PC
SN
NN

MINIMUM PARTICULARS TO APPEAR ON BLISTERS OR STRIPS

BLISTER

1. NAME OF THE MEDICINAL PRODUCT

Talzenna 1 mg capsules
talazoparib

2. NAME OF THE MARKETING AUTHORISATION HOLDER

Pfizer

3. EXPIRY DATE

EXP

4. BATCH NUMBER

Lot

5. OTHER

B. PACKAGE LEAFLET

Package leaflet: Information for the patient

Talzenna 0.1 mg hard capsules

Talzenna 0.25 mg hard capsules

Talzenna 1 mg hard capsules talazoparib

Read all of this leaflet carefully before you start taking this medicine because it contains important information for you.

- Keep this leaflet. You may need to read it again.
- If you have any further questions, ask your doctor, pharmacist or nurse.
- This medicine has been prescribed for you only. Do not pass it on to others. It may harm them, even if their signs of illness are the same as yours.
- If you get any side effects, talk to your doctor, pharmacist or nurse. This includes any possible side effects not listed in this leaflet. See section 4.

What is in this leaflet

1. What Talzenna is and what it is used for
2. What you need to know before you take Talzenna
3. How to take Talzenna
4. Possible side effects
5. How to store Talzenna
6. Contents of the pack and other information

1. What Talzenna is and what it is used for

What Talzenna is and how it works

Talzenna contains the active substance talazoparib. It is a type of anticancer medicine known as a 'PARP (poly-ADP ribose polymerase) inhibitor'.

Talzenna works by blocking PARP, which is an enzyme that repairs damaged DNA in certain cancer cells. As a result, the cancer cells can no longer repair themselves and they die.

What Talzenna is used for

Talzenna is a medicine used

- alone to treat adults with breast cancer of a type known as HER2-negative breast cancer who have an abnormal inherited BRCA gene. Your healthcare provider will perform a test to make sure that Talzenna is right for you.
- in combination with a medicine called enzalutamide, to treat adults with prostate cancer who no longer respond to a hormone therapy or surgical treatment to lower testosterone.

Talzenna is used when the cancer has spread beyond the original tumour or to other parts of the body.

If you have any questions about how Talzenna works or why this medicine has been prescribed for you, ask your doctor.

2. What you need to know before you take Talzenna

Do not take Talzenna

- If you are allergic to talazoparib or any of the other ingredients of this medicine (listed in section 6).
- If you are breast-feeding.

Warnings and precautions

Talk to your doctor, pharmacist or nurse before taking Talzenna and during your treatment if you experience signs or symptoms described in this section.

Low blood cell counts

Talzenna lowers your blood cell counts, such as your red blood cell count (anaemia), white blood cell count (neutropenia), or blood platelet count (thrombocytopenia). Signs and symptoms you need to look out for include:

- **Anaemia:** Being short of breath, feeling very tired, pale skin, or fast heartbeat – these may be signs of a low red blood cell count.
- **Neutropenia:** Infection, developing chills or shivering, or fever – these may be signs of a low white blood cell count.
- **Thrombocytopenia:** Bruising or bleeding for longer than usual if you hurt yourself – these may be signs of a low blood platelet count.

You will have regular blood tests during treatment with Talzenna to check your blood cells (white blood cells, red blood cells, and platelets).

Serious problems with the bone marrow

Rarely, low blood cell counts may be a sign of more serious problems with the bone marrow such as myelodysplastic syndrome (MDS) or acute myeloid leukaemia (AML). Your doctor may want to test your bone marrow to check for these problems.

Blood clots

Talzenna may cause blood clots in the veins. Tell your doctor, pharmacist or nurse if you experience signs or symptoms of blood clots in the veins such as pain or stiffness, swelling and redness in the affected leg (or arm), chest pain, shortness of breath or lightheadedness.

Male and female contraception

Women who can become pregnant and men with partners who are or can become pregnant should use effective contraception.

Please see section “Male and female contraception” below.

Children and adolescents

Talzenna is not to be used in children or adolescents (under 18 years of age).

Other medicines and Talzenna

Tell your doctor, pharmacist or nurse if you are taking, have recently taken or might take any other medicines. This includes medicines obtained without a prescription and herbal medicines. This is because Talzenna can affect the way some other medicines work. Also some medicines can affect the way Talzenna works.

In particular, the following may increase the risk of side effects with Talzenna:

- Amiodarone, carvedilol, dronedarone, propafenone, quinidine, ranolazine and verapamil – generally used to treat heart problems.
- Clarithromycin and erythromycin antibiotics – used to treat bacterial infections.
- Itraconazole and ketoconazole – used to treat fungal infections.
- Cobicistat, darunavir, indinavir, lopinavir, ritonavir, saquinavir, telaprevir and tipranavir used to treat HIV infections/AIDS.
- Ciclosporin – used in organ transplantation to prevent rejection.
- Lapatinib – used to treat patients with certain types of breast cancer.
- Curcumin (e.g. found in turmeric root) in some medicines (see also section Talzenna with food and drink below).

The following medicines may reduce the effect of Talzenna:

- Carbamazepine and phenytoin – anti-epileptics used to treat seizures or fits.
- St. John's wort (*Hypericum perforatum*) – a herbal remedy used to treat mild depression and anxiety.

Talzenna with food and drink

Do not use curcumin in food supplements while you are taking Talzenna as it may increase Talzenna's side effects. Curcumin is found in turmeric root and you should not use large amounts of turmeric root, but using spices in food is not likely to cause a problem.

Pregnancy

Talzenna could harm an unborn baby. If you are pregnant or breast-feeding, think you may be pregnant or are planning to have a baby, ask your doctor for advice before taking this medicine. Your doctor will perform a pregnancy test prior to starting Talzenna.

- You should not use Talzenna if you are pregnant unless considered necessary by your doctor.
- You should not become pregnant while taking Talzenna.
- Discuss contraception with your doctor if there is any possibility that you or your partner may become pregnant.

Male and female contraception

Women who are able to become pregnant should use effective birth control (contraception) during treatment with Talzenna and for at least 7 months after the last dose of Talzenna. Since the use of hormonal contraception is not recommended if you have breast cancer, you should use two non-hormonal contraception methods.

Talk to your healthcare provider about birth control methods that may be right for you.

Men with female partners who are pregnant or able to become pregnant should use effective birth control (contraception), even after a vasectomy, during treatment with Talzenna and for at least 4 months after the last dose.

Breast-feeding

You must not breast-feed while taking Talzenna and for at least 1 month after the last dose. It is not known if Talzenna passes into breast milk.

Fertility

Talazoparib may reduce fertility in men.

Driving and using machines

Talzenna may have a minor influence on the ability to drive and use machines. If you feel dizzy, weak, or tired (these are very common side effects of Talzenna), you should not drive or use machines.

3. How to take Talzenna

Always take this medicine exactly as your doctor or pharmacist has told you. Check with your doctor or pharmacist if you are not sure.

How much to take

Talzenna is taken by mouth once daily. The recommended dose is:

- for breast cancer: one 1 mg capsule of Talzenna.
- for prostate cancer: Talzenna is taken with a medicine called enzalutamide. The usual dose of Talzenna is 0.5 mg (two 0.25 mg capsules).

If you get certain side effects while you are taking Talzenna alone or in combination with enzalutamide (see section 4), your doctor may lower your dose or stop treatment, either temporarily or permanently. Take Talzenna and enzalutamide exactly as your doctor has told you.

You can take Talzenna with food or between meals. Swallow the capsule whole with a glass of water. Do not chew or crush the capsules. Do not open the capsules. Contact with the capsule content should be avoided.

If you take more Talzenna than you should

If you have taken more Talzenna than your normal dose, contact your doctor or nearest hospital right away. Urgent treatment may be necessary.

Take the carton and this leaflet so that the doctor knows what you have been taking.

If you forget to take Talzenna

If you miss a dose or vomit, take your next dose as scheduled. Do not take a double dose to make up for the forgotten or vomited capsules.

If you stop taking Talzenna

Do not stop taking Talzenna unless your doctor tells you to.

If you have any further questions on the use of this medicine, ask your doctor or pharmacist or nurse.

4. Possible side effects

Like all medicines, this medicine can cause side effects, although not everybody gets them.

Tell your doctor straight away if you notice any of the following symptoms which could be a sign of serious blood disorder:

Very common (may affect more than 1 in 10 people)

- Being short of breath, feeling very tired, having pale skin, or fast heartbeat – these may be signs of a low red blood cell count (anaemia).
- Infection, developing chills or shivering, or fever or feeling hot – these may be signs of a low white blood cell count (neutropenia).
- Bruising or bleeding for longer than usual if you hurt yourself – these may be signs of a low blood platelet count (thrombocytopenia).

Talk to your doctor if you get any other side effects. These can include:

Very common (may affect more than 1 in 10 people)

- Low counts of white blood cells, red blood cells, and blood platelets
- Decreased appetite
- Feeling dizzy
- Headache
- Feeling sick (nausea)
- Being sick (vomiting)
- Diarrhoea
- Pain in the abdomen
- Hair loss

Common (may affect up to 1 in 10 people)

- Alteration in taste (dysgeusia)
- Painful swollen leg, chest pain, shortness of breath, rapid breathing or rapid heart rate as these can be signs of blood clots in the vein
- Indigestion
- Mouth inflammation

Uncommon (may affect up to 1 in 100 people)

- Abnormal blood cell counts due to serious problems with bone marrow (myelodysplastic syndrome or acute myeloid leukaemia). See Warnings and precautions in Section 2

Reporting of side effects

If you get any side effects, talk to your doctor or pharmacist or nurse. This includes any possible side effects not listed in this leaflet. You can also report side effects directly via [the national reporting system listed in Appendix V](#). By reporting side effects you can help provide more information on the safety of this medicine.

5. How to store Talzenna

Keep this medicine out of the sight and reach of children.

Do not use this medicine after the expiry date which is stated on the carton and the bottle or blister after EXP. The expiry date refers to the last day of that month.

This medicine does not require any special storage conditions.

Do not use this medicine if the pack is damaged or shows signs of tampering.

Do not throw away any medicines via wastewater or household waste. Ask your pharmacist how to throw away medicines you no longer use. These measures will help protect the environment.

6. Contents of the pack and other information

What Talzenna contains

The active substance is talazoparib. Talzenna hard capsules come in different strengths.

- Talzenna 0.1 mg hard capsules: each capsule contains talazoparib tosylate equivalent to 0.1 mg talazoparib.
- Talzenna 0.25 mg hard capsules: each capsule contains talazoparib tosylate equivalent to 0.25 mg talazoparib.
- Talzenna 1 mg hard capsules: each capsule contains talazoparib tosylate equivalent to 1 mg talazoparib.

The other ingredients are:

- Capsule content: silicified microcrystalline cellulose (microcrystalline cellulose and silicone dioxide).
- 0.1 mg capsule shell: hypromellose and titanium dioxide (E171).
- 0.25 mg capsule shell: hypromellose, yellow iron oxide (E172) and titanium dioxide (E171).
- 1 mg capsule shell: hypromellose, yellow iron oxide (E172), titanium dioxide (E171) and red iron oxide (E172).
- Printing ink: shellac (E904), propylene glycol (E1520), ammonium hydroxide (E527), black iron oxide (E172) and potassium hydroxide (E525).

What Talzenna looks like and contents of the pack

Talzenna 0.1 mg is supplied as opaque, approximately 14 mm × 5 mm hard capsule with a white cap (printed with “Pfizer” in black) and a white body (printed with “TLZ 0.1” in black).

Talzenna 0.25 mg is supplied as opaque, approximately 14 mm × 5 mm hard capsule with an ivory cap (printed with “Pfizer” in black) and a white body (printed with “TLZ 0.25” in black).

Talzenna 1 mg is supplied as opaque, approximately 14 mm × 5 mm hard capsule with a light red cap (printed with “Pfizer” in black) and a white body (printed with “TLZ 1” in black).

Talzenna 0.1 mg is available in plastic bottles of 30 hard capsules.

Talzenna 0.25 mg is available in perforated unit dose blister packs of 30 x 1, or 60 x 1, or 90 x 1 hard capsules and in plastic bottles of 30 hard capsules.

Talzenna 1 mg is available in perforated unit dose blister packs of 30 x 1 hard capsules and in plastic bottles of 30 hard capsules.

Not all pack sizes may be marketed.

Marketing Authorisation Holder

Pfizer Europe MA EEIG
Boulevard de la Plaine 17
1050 Bruxelles
Belgium

Manufacturer

Excella GmbH & Co. KG
Nürnberger Strasse 12
90537 Feucht
Germany

For any information about this medicine, please contact the local representative of the Marketing Authorisation Holder:

België/Belgique/Belgien

Luxembourg/Luxemburg

Pfizer NV/SA
Tél/Tel: +32 (0)2 554 62 11

България

Пфайзер Люксембург САРЛ, Клон България
Тел.: +359 2 970 4333

Česká republika

Pfizer, spol. s r.o.
Tel: +420 283 004 111

Danmark

Pfizer ApS
Tlf: +45 44 20 11 00

Deutschland

PFIZER PHARMA GmbH
Tel: +49 (0)30 550055-51000

Eesti

Pfizer Luxembourg SARL Eesti filiaal
Tel: +372 666 7500

Ελλάδα

Pfizer Ελλάς Α.Ε.
Τηλ: +30 210 6785 800

España

Pfizer, S.L.
Tel: +34 91 490 99 00

Lietuva

Pfizer Luxembourg SARL filialas Lietuvoje
Tel: + 370 52 51 4000

Magyarország

Pfizer Kft.
Tel.: +36-1-488-37-00

Malta

Vivian Corporation Ltd
Tel: +356 21344610

Nederland

Pfizer bv
Tel: +31 (0)800 63 34 636

Norge

Pfizer AS
Tlf: +47 67 52 61 00

Österreich

Pfizer Corporation Austria Ges.m.b.H.
Tel: +43 (0)1 521 15-0

Polska

Pfizer Polska Sp. z o.o.
Tel.: +48 22 335 61 00

Portugal

Laboratórios Pfizer, Lda.
Tel: +351 21 423 5500

France

Pfizer

Tél: +33 (0)1 58 07 34 40

Hrvatska

Pfizer Croatia d.o.o.

Tel: +385 1 3908 777

Ireland

Pfizer Healthcare Ireland

Tel: 1800 633 363 (toll free)

+44 (0)1304 616161

Ísland

Icepharma hf.

Sími: +354 540 8000

Italia

Pfizer S.r.l.

Tel: +39 06 33 18 21

Κύπρος

Pfizer Ελλάς A.E. (Cyprus Branch)

Τηλ: +357 22 817690

Latvija

Pfizer Luxembourg SARL filiāle Latvijā

Tel: + 371 670 35 775

România

Pfizer Romania S.R.L.

Tel: +40 (0) 21 207 28 00

Slovenija

Pfizer Luxembourg SARL

Pfizer, podružnica za svetovanje s področja farmaceutске dejavnosti, Ljubljana

Tel: + 386 (0)1 52 11 400

Slovenská republika

Pfizer Luxembourg SARL, organizačná zložka

Tel: + 421 2 3355 5500

Suomi/Finland

Pfizer Oy

Puh/Tel: +358 (0)9 430 040

Sverige

Pfizer AB

Tel: +46 (0)8 550 520 00

United Kingdom (Northern Ireland)

Pfizer Limited

Tel: +44 (0) 1304 616161

This leaflet was last revised in MM/YYYY.

Other sources of information

Detailed information on this medicine is available on the European Medicines Agency web site:

<https://www.ema.europa.eu>.